


# Rimoldi



## **SPARE PARTS CATALOGUE**

**classes 063-46-01**

**063-34-08**

**063-34-09**

**063-16-16**

**and subclasses**

**n.39**

N. CAT. 652630003•11/70

## INDEX

### INTRODUCTION

I – MACHINE IDENTIFICATION	Page	5
II – TECHNICAL DATA BY MACHINE CLASS	"	5
III – TECHNICAL SPECIFICATIONS	"	6

### INSTRUCTIONS

I – INSTALLATION AND TIMING	Page	13
a – Positioning of head	"	13
b – Assembly of transmission	"	13
c – Lubrication	"	13
d – Assembling and adjusting of Sewing Parts	"	14

II – USE	Page	19
a – Threading	"	19
b – Changing the needle	"	22
c – Setting the presserfoot	"	22
d – Setting the tensions	"	22
e – Stitch length adjustment	"	22
f – Problems due to improper handling of machine	"	23

III – MAINTENANCE	Page	24
a – Every day	"	24
b – Every week	"	24
c – Every three months	"	24
d – Assembling the oil basin	"	24

### SPARE PARTS CATALOGUE

I – HOW TO USE THIS CATALOGUE	Page	27
a – Introduction	"	27
II – HOW TO ORDER	Page	27
a – All parts	"	27
b – All needles	"	27
III – TABLES	Page	28
IV – NUMERICAL INDEX OF PARTS	"	72

# INTRODUCTION

## I. MACHINE IDENTIFICATION

### a) Identification numbers

1. Each machine is identified by:
  - Class or Subclass number
  - Serial number
2. The Class or Subclass number is indicated on the nameplate, glued on the base.
3. The Serial number of the machine is punched on the base of the machine at the right, rear, bottom end and also on the nameplate.

## II. TECHNICAL DATA BY MACHINE CLASS

The machines depicted in this catalogue are flatbed machines with 2 or 3 needles, interlock stitch, with or without top covering stitch, with or without differential, and have the following general characteristics:

1. Straight needle, system RIM 63 - gauges 70 to 100
2. Differential which can be regulated
3. Stitch length variation by eccentric
4. Stitch length variation from 22 to 7 stitches per inch
5. Differential feed ratio up to 2 : 1
6. Distance between outer needles from 2,5 to 12 mm. (from 1" to ½")
7. Speed: 4700 RPM
8. Two stage pump lubrication with forced return of lubricant
9. Outer dimensions of machine head: 500 x 260 cm (19.11/16" x 10.1/4"). height 420 cm (16.1/2").
10. Motor: 1/2 HP
11. Weight: approximately 42 Kg. (approximately 92.5 lbs).



### III. TECHNICAL SPECIFICATIONS

MACHINE CLASS	TECHNICAL FEATURES					SPECIFIC APPLICATIONS
	No. of needles	No. of threads	Top Spreader	Gauge mm.	Diff.	
063-00-01	3	5	yes	6 (1/4")	yes	For the central seaming of brassiere half cups in synthetic fabric, inside bathing costumes.
063-06-01	3	5	yes	4,5 11/64"	yes	For covering, pressing open, assembling seams previously made on light and medium knitwear and bathing costumes.
063-06-02	3	5	yes	6 (1/4")	yes	Same as 063-06-01, but for medium and heavy knitwear and bathing costumes.
063-06-03	2	4	yes	3,5 (9/64")	yes	Same as 063-06-01, but for light knitwear.
063-06-04	3	5	yes	5 13/64"	yes	Same as 063-06-01, but for medium knitwear and bathing costumes.
063-10-01	3	5	yes	4,5 11/64"	yes	For hemming neck-openings, half open sleeves and bottom on vests, and for neck-openings, arm-holes and bottom on wide shoulder light and medium weight singlets.
063-10-02	3	5	yes	6 (1/4")	yes	Same as 063-10-01, but for medium and heavy knitwear.
063-10-03	3	5	yes	5 13/64"	yes	Same as 063-10-01, but for light and medium knitwear.
063-10-04	2	4	yes	3,5 (9/64")	yes	For hemming, folding either upwards or downwards light knitwear.
063-10-05	2	4	yes	4,5 11/64"	yes	For hemming, folding either upwards or downwards light knitwear.
063-16-01	2	4	yes	3,5 (9/64")	yes	For attaching bindings to neck and arm-holes of singlets, vests and similar articles and to leg openings of briefs, panties and similar articles.
063-16-02	2	4	yes	2,5 13/32"	yes	For attaching bindings to lingerie and to very light knit underwear garments.
063-16-04	3	5	yes	4,5 11/64"	yes	For attaching bindings to neck and arm-holes of singlets, vests and similar articles and to leg openings of briefs, panties and similar articles.
063-16-05 } 063-16-06 }	2	4	yes	3 (1/8")	yes	For attaching bindings to lingerie and to very light knit underwear garments.
063-16-08	3	5	yes	6 (1/4")	yes	For attaching bindings to neck and arm-holes of singlets, vests and similar articles and to leg openings of briefs, panties and similar articles.
063-16-10	2	4	yes	4,5 11/64"	yes	For attaching bindings to neck and arm-holes of singlets, vests and similar articles and to leg openings of briefs, panties and similar articles.

### III. TECHNICAL SPECIFICATIONS

MACHINE CLASS	TECHNICAL FEATURES					SPECIFIC APPLICATIONS
	No. of needles	No. of threads	Top spread	Gauge mm.	Diff.	
063-16-13	2	4	yes	3,5 (9/64")	yes	For attaching to neck-holes of vests and sweaters and to leg openings of children's shorts, strappings with or without selvedge, preclosed in rings.
063-16-14	2	4	yes	3,5 (9/64")	yes	For attaching particularly soft and elastic knit bindings to knit outer and underwear garments.
063-16-15	2	4	yes	3,5 (9/64")	yes	Same as 063-16-15, but also for attaching tube bindings and lace.
063-16-16	3	5	yes	6 (1/4")	yes	For attaching to the waist of briefs previously seamed at the sides, a pre-closed elasticised band.
063-17-01	2	4	yes	3,5 (9/64")	yes	For attaching bindings to leg openings of men's briefs, ladies' panties and similar articles.
063-17-03	2	4	yes	3,5 (9/64")	yes	For attaching bindings to leg openings of men's briefs, ladies' panties and similar articles.
063-17-04	2	4	yes	3,5 (9/64")	yes	For attaching bindings to leg openings of men's briefs ladies' panties and similar articles.
063-17-06	3	5	yes	6 (1/4")	yes	For attaching bindings to leg openings of men's briefs, ladies' panties and similar articles.
063-17-07	3	5	yes	6 (1/4")	yes	For attaching bindings to leg openings of men's briefs, ladies' panties and similar articles.
063-17-10	3	5	yes	6 (1/4")	yes	For attaching bindings to leg openings of men's briefs, ladies' panties and similar articles.
063-17-11	2	4	yes	3 (1/8")	yes	For attaching bindings to leg openings of men's briefs, ladies' panties and similar articles.
063-30-01	2	4	yes	3,5 (9/64")	yes	For attaching lace or tube bindings to ladies' lingerie and knit underwear garments in general.
063-30-02	2	4	yes	2,5 (3/32")	yes	For attaching lace to very light ladies' lingerie and knit underwear garments.
063-30-03	2	4	yes	2,5 (3/32")	yes	For attaching lace to very light ladies' lingerie and knit underwear garments.
063-30-04	2	4	yes	3 (1/8")	yes	For attaching lace or tube bindings to light ladies' lingerie and knit underwear garments.
063-30-05	2	4	yes	3,5 (9/64")	yes	For attaching lace or tube bindings to light ladies' lingerie and knit underwear garments.

### III. TECHNICAL SPECIFICATIONS

MACHINE CLASS	TECHNICAL FEATURES					SPECIFIC APPLICATIONS
	No. of needles	No. of threads	Top Spreader	Gauge mm.	Diff.	
063-30-06	2	4	yes	4,5 11/64"	yes	For attaching bindings to leg openings of men's briefs, ladies panties and similar articles.
063-30-07	2	4	yes	3,5 (9/64")	yes	For attaching bindings to leg openings of men's briefs, ladies' panties and similar articles.
063-30-08	2	4	yes	3,5 (9/64")	yes	For attaching lace or tube bindings to ladies' lingerie and knit underwear garments in general.
063-31-01	2	4	yes	2,5 (3/32")	yes	For attaching lace to ladies' lingerie and very light underwear garments.
063-31-02	2	4	yes	2,5 (3/32")	yes	For attaching lace to ladies' lingerie and very light knit underwear garments.
063-31-03	2	4	yes	3 (1/8")	yes	For ladies' lingerie and light knit underwear.
063-31-04	2	4	yes	3,5 (9/64")	yes	For ladies' lingerie and knit underwear in general.
063-31-09	2	4	yes	3,5 (9/64")	yes	For ladies' lingerie and knit underwear in general.
063-31-10	2	4	yes	3 (1/8")	yes	For ladies' lingerie and light knit underwear.
063-34-01	3	5	yes	4,5 11/64"	yes	For attaching wide elastics to the waist of men's briefs or pants with a side still open.
063-34-03	3	5	yes	6 (1/4")	yes	For attaching wide elastics to the waist of men's briefs or pants with a side still open.
063-34-05	3	5	yes	5 13/64"	yes	For attaching wide elastics to the waist of men's briefs or pants with a side still open.
063-34-08	2	4	yes	4,5 11/64"	yes	For attaching wide preclosed rings of elastic to the waist of men's briefs and similar articles having a minimum circumference of 50 cm.
063-34-09	3	5	yes	6 (1/4")	yes	For attaching wide preclosed rings of elastic to the waist of men's briefs and similar articles having a minimum circumference of 50 cm.
063-38-01	3	6	yes	12 15/32"	no	For attaching the front gussets to men's briefs.
063-38-02	3	6	yes	12 15/32"	no	Same as 063-38-01, but for attaching also a binding strap on the open side of the gusset of men's briefs.

### III. TECHNICAL SPECIFICATIONS

MACHINE CLASS	TECHNICAL FEATURES					SPECIFIC APPLICATIONS
	No. of needles	No. of threads	Top spreader	Gauge mm.	Dial	
063-38-03	3	6	yes	9 23/64"	no	For attaching the front gussets to men's briefs.
063-46-01	3	5	yes	4,5 11/64"	yes	For attaching gussets to briefs and panties. This machine can also be used for attaching edge strips to long underpants, cuffs and bottom strips to knit vests and for reinforcing seams on shoulders of knit underwear in general.
063-46-04	3	5	yes	4,5 11/64"	yes	Particularly suitable for attaching edge strips to long underpants, cuffs and bottom strips to knit vests in general.
063-46-05	3	5	yes	6 (1/4")	yes	For attaching gussets to briefs and panties. This machine can also be used for attaching edge strips to long underpants, cuffs and bottom strips to knit vests and for reinforcing seams and shoulders of knit underwear.
063-46-09	3	5	yes	6 (1/4")	yes	Particularly suitable for attaching edge strips to long underpants, cuffs and bottom strips to knit vests in general.
063-46-10	3	5	yes	5 13/64"	yes	For attaching gussets to briefs and panties. This machine can also be used for attaching edge strips to long underpants, cuffs and bottom strips to knit vests and for reinforcing seams on shoulders of knit underwear in general.
063-46-14	3	5	yes	5 13/64"	yes	Particularly suitable for attaching edge strips to long underpants, cuffs and bottom strips to knit vests in general.

# **INTRODUCTION**

## **INSTRUCTIONS : FOR**

- INSTALLATION AND TIMING**
- USE**
- MAINTENANCE**



## I. INSTALLATION AND TIMING

### a) Positioning of head

After motor is mounted on stand, proceed as follows:

1. Force the four rubber insulators on their support pins.
2. See that the machine rests evenly on all four rubber insulators.

### b) Assembly of transmission

1. Level the head of the machine by means of the machine cradle bolts.
2. Lock the counternuts of the machine cradle bolts.
3. Mount and line up driving belt square to machine and motor pulleys as shown in fig. 1.
4. Make sure that back of driving belt rides firmly and squarely on top of pump pulley. It is very important that the driving belt is lined up so that it will not slip from the pump pulley.
5. Check the tension of the belt by loosening the motor clamp.

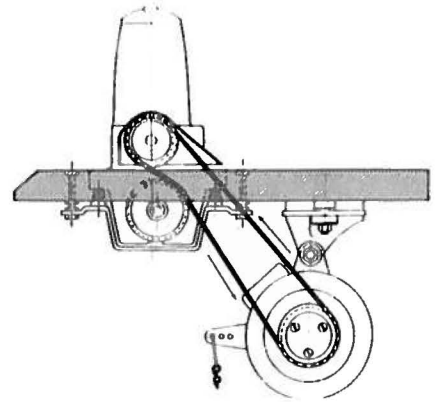


fig. 1

### c) Filling the oil basin (fig. 2)

1. Unscrew cap A.
2. Pour in 580 gr. VR.604 oil (Esso Standard Teresso 43) take care that can E contains 580 gr. of oil.
3. Check oil level (oil level must be between both red lines of oil level indicator glass C).
4. Replace and retighten cap A.
5. Before starting the machine, put a few drops of oil on the upper and lower part of the needle guide bar.
6. Start the machine slowly making sure that the oil is circulating (check spyhole A). After 5 minutes, increase speed gradually to normal working speed.

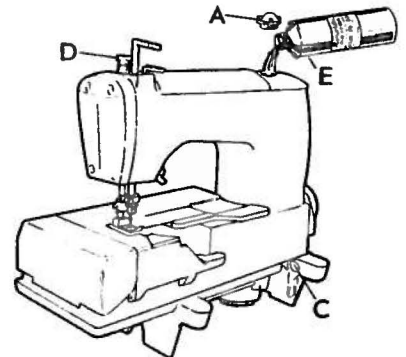


fig. 2

#### d) Assembling and adjusting of Sewing Parts

**Note:** The following operations serve to adjust the timing of machine:

##### 1. Timing gauges required:

- S 1651.00 for operations as in fig. 3
- S 1652.00 for operations as in fig. 7

##### 2. Preliminary disassembly of:

- work cover plate
- machine arm cover (the one without the oil indicator glass)
- machine arm side cover

##### 3. Setting the needle (fig. 3):

**Note:** The needle bar in its uppermost position, has a safety distance from the machine arm of 1,5 mm (1/16"). This condition is acquired when assembling the machine and it is therefore advisable not change the setting.

- The needle setting must be done using RIM 63, No 80, needles.
- Insert collar A over needle bar B and set needle clamp C on cylinder pin D holding it tight in its place by means of screw E.
- Set pin D into the needle bar and tighten it slightly with screw H.
- Insert the righthand needle and tighten it.
- Attach the throat plate and obtain the measurement X between the surface of the throat plate and the point of the needle using gauge S 1651.00.
- The exact measurement X can be obtained from the appropriate indication given in the setting table.
- Tighten screw H holding collar A, ensuring that the collar is positioned correctly at the top against the needle bar.
- Adjust set screw F so that it touches the needle clamp C. Tighten screw G.
- Slightly loosen screw H so that the needle clamp rotates.
- Set the gauge plate corresponding to the needle gauge of the particular machine.
- Insert the needle or needles that are still lacking and centre the needles in respect to the needle holes of the gauge plate.
- Ensure that the needle clamp is always touching screw F, and tighten screw H.
- Remove the gauge plate

**Note:** Should a gauge plate not be available, use the throat plate of the machine.

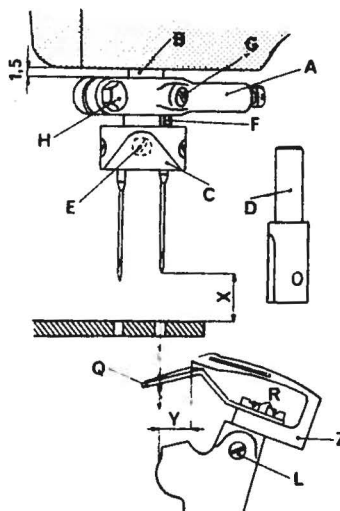


fig. 3

##### 4. Setting the lower looper:

- Insert looper Z in its holder so that it goes all the way in and then tighten screw L against the flat surface of the looper (fig. 3).
- Set eccentric B (fig. 6) for the evasive action of the looper ensuring that the mark D on the main shaft runs as a tangent to screw C.
- Tighten screw C and E of eccentric B.
- Obtain measurement D using gauge S. 01652.00 for the lower looper movement connecting rod (fig. 7) applying same on nut S.

This measurement can be obtained from the appropriate indication given in the setting table.

**Note:** The indicated measurements are only as references and may be changed in future modifications.

- Also obtain from the setting table measurement Y for the distance between the point of the looper and the side of the righthand needle (fig. 3).
- Loosen counternuts A and C (fig. 7) and rotate pin B in one or other direction until measurement Y (fig. 3) is obtained (gauge S. 1651.00).
- Slightly tighten both counternuts A and C (fig. 7).
- See that the looper, in its stroke to the left, passes as close as possible but without touching (about 0.05 mm) the needle scarf of the righthand needle. If this is not the case, release screw F (fig. 6) lifting or lowering it slightly according to needs and retighten.
- The point of the righthand needle must, in its downward stroke, be in line with the lower edge of the looper (lower portion of looper behind eye) when they meet (fig. 4).

- If the stroke of the looper is retarded or advanced, both inner setting screws M of eccentric N of connecting rod O (fig. 7) must be loosened and, holding the eccentric N in place, rotate the pulley of the machine till the proper position is obtained.

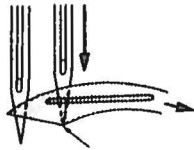


fig. 4

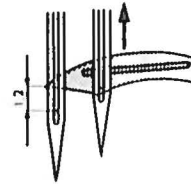


fig. 5

**SETTING TABLE**

MACHINE CLASSES	NEEDLE	X	Y	D
0E3-06-03; 063-10-04; 063-16-01; 063-16-06; 063-16-13; 063-16-14; 063-16-15; 063-17-01; 063-17-03; 063-17-04; 063-17-11; 063-30-01; 063-30-04; 063-30-05; 063-30-07; 063-30-08; 063-31-03; 063-31-04; 063-31-09; 063-31-10;	Rim 63	12	3	1,5
0E3-10-05; 063-16-10; 063-30-06; 063-34-08	Rim 63	12	3	0,5
063-16-02; 063-30-02; 063-30-03; 063-31-01; 063-31-02	Rim 63	12	3	2
063-00-01; 063-06-02; 063-10-02; 063-16-08; 063-16-16; 063-17-06; 063-17-07; 063-17-10; 063-34-03; 063-34-09; 063-46-05; 063-46-09	Rim 63	12,5	2,5	0,5
063-06-01; 063-10-01; 063-16-04; 063-34-01; 063-46-01; 063-46-04	Rim 63	12	3	0,5
063-06-04; 063-10-03; 063-34-05; 063-46-10; 063-46-14	Rim 63	12,5	2,5	1,5
063-38-01; 063-38-02	Rim 149 x 7	11	3	3
0E3-38-03	Rim 149 x 7	11	3	2,5



- Check that the point of the looper, in its stroke to the left, when it is exactly in the lefthand tangent of the outside needle, is 1.2 mm (3/64”) above the upper tangent of the outer needle eye (fig. 5).

**Note** If this is not the case, the looper stroke must be lengthened or shortened by adjusting screw S (fig. 7) thus varying measurement D. If this is done all the settings described above must be modified except those given in the first paragraph.

- Lock countenuts A and C (fig. 7).

**Note:** When the connecting rod is moved in order to obtain distance D (fig. 7) care must be taken that eccentric N is centered in relation to the connecting rod head O. Should an excessive change in distance D be necessary, bend lubrication tube P so that it is in the centre of lubrication hole O of the connecting rod.

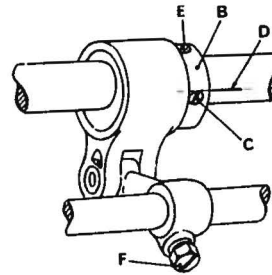


fig. 6

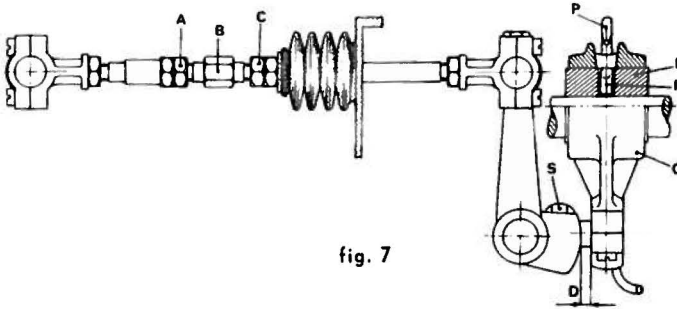


fig. 7

#### 5. Setting of front needle guard on looper (fig. 3)

- Set needle guard Q on looper Z by means of screws R.
- In its stroke to the left, the needle guard must touch the righthand needle and deflect the lefthand needle so that the needle comes close to the point of the looper.
- When the looper point passes the centreline of the lefthand needle, the latter must start losing the deflection of the needle guard Q.
- To obtain this condition, slide the needle guard to the left or right.

#### 6. Setting the feed dogs (fig. 8)

**Set the feed dogs on the feed dog holders.**

- Set the differential front feed dog A on feed dog holder slide B and tighten screw C.
- Set the main feed dog D without tightening it completely on feed dog holder E with 2 screws H.
- Place the whole assembly on feed dog holding arm and align feed dog D with feed dog A.

**Centring the feed dogs (fig. 8):**

- Loosen both screws G.
- Place the throat plate in its position and centre lead dog A sideways in the throat plate slots by moving the entire differential group F.
- Lock screws G.
- Align exactly main feed dog D.
- Remove the throat plate. Remove feed dog holder E and tighten feed dog D tightly on holder E with screws H.

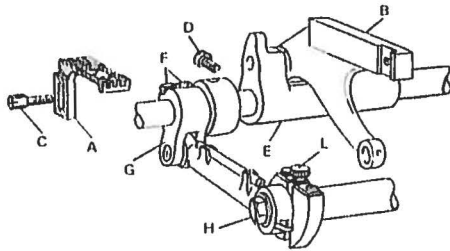


fig. 8

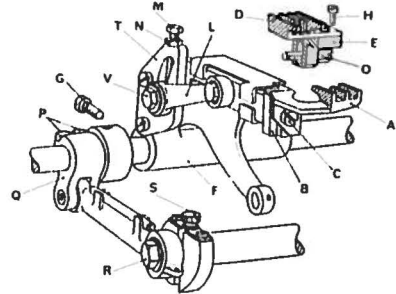


fig. 8 A

- Replace the throat plate and, turning the machine pulley in the direction of operation, make the feed dogs move in the throat plate slots. Should the feed dogs touch or have too much space between them, loosen screws W and Z and move segment T backwards or forwards.
- If the feed dogs should touch the bottom of the throat plate slots, loosen screws P on collar Q.
- Rotate group F and centre the feed dogs in the throat plate slots.
- Slightly lock screw P.

**Setting the differential (fig. 8):**

- Loosen screw V and counter-nut N.
- Slide arm L in the slot of sector T until the right position is obtained.
- Counter set and hold in position adjusting screw M.
- Tighten screw V and counter-nut N

**Setting the height:**

- Adjust the teeth of the feed dogs so that when they are right up, their lower edge is level with the throat plate; the teeth should protrude 1.2 mm (3/64").
- Tighten the fixing screws.

**Setting the stitch length:**

- To adjust the stitch length nut R (fig. 8) should be loosened and screw S of the stitch lengthener rotated – clockwise to shorten the stitch and anticlockwise to lengthen it to loosen nut R, should rotate rightwards.
- Ensure that the feed dogs, in their maximum stroke, do not touch the ends of the throat plate slots.
- Tighten nut R and screws C and O.

**7. Mounting and positioning the presserfoot (fig. 9):**

- Mount presserfoot D on its bar, ensuring that the needles are centred in the presserfoot slots.
- Secure the presserfoot with screw C.
- When the presserfoot is raised about 4.5 mm. (3/16") the tension discs should be open. To adjust the opening of the discs loosen screw A and move bar B the required amount.
- Secure bar B with screw A.
- If this regulation is not enough, one must work the tension assembly directly.
- Adjust limitation collar E and tighten both screw F.

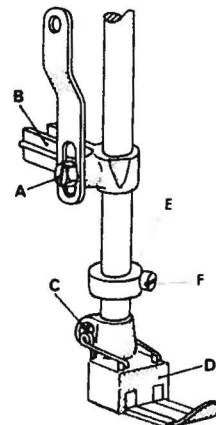


fig. 9

8. Adjusting the lower looper thread take-up cam (fig. 10):

- Ensure that the cam is perfectly centred with thread holder L and bar A.
- To centre the cam, slightly loosen screws G and H and slide it along the main shaft.
- When the looper starts its stroke from left to right, the cam must start pulling the thread.
- Secure the cam with screws G and H.
- Thread the machine without the top covering thread; make sewing tests controlling the stitch length and the exact position of the cam.

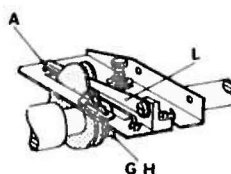


fig. 10

9. Covering stitch (top spreader):

Adjusting the rear thread take-up (fig. 11):

- The rear thread guide A of the covering stitch must be right up.
- Thread take-up B, in its maximum stroke, must stretch the thread for about 4 mm. (5/32"). Should the take-up be further out or back, loosen screw E and set take-up B. Should the regulation not be sufficient, loosen screw C and rotate group D.

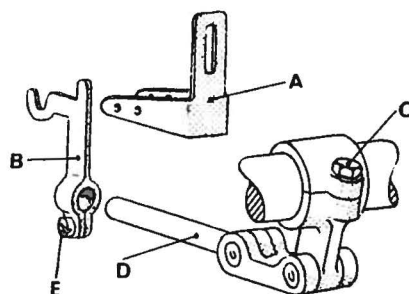


fig. 11

Adjusting the cam and top spreader (fig. 12):

- Set cam A so that when the needle bar is right down, the needle clamp does not touch the cam.
- Insert looper B in looper holder C and ensure that the looper is set all the way up.
- The point of looper B must, in its stroke to the left, pass 0.2 to 0.3 mm from the outside needle thread and must be as close as possible to cam A without touching it.
- Mount thread guide D on collar E holding the needle clamp holder.
- The leg of the thread guide must not protrude from collar E.
- When the needle bar comes down, the thread guide must be about 1.5 mm (1/16") away from cam A.

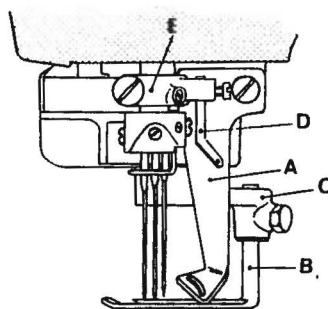


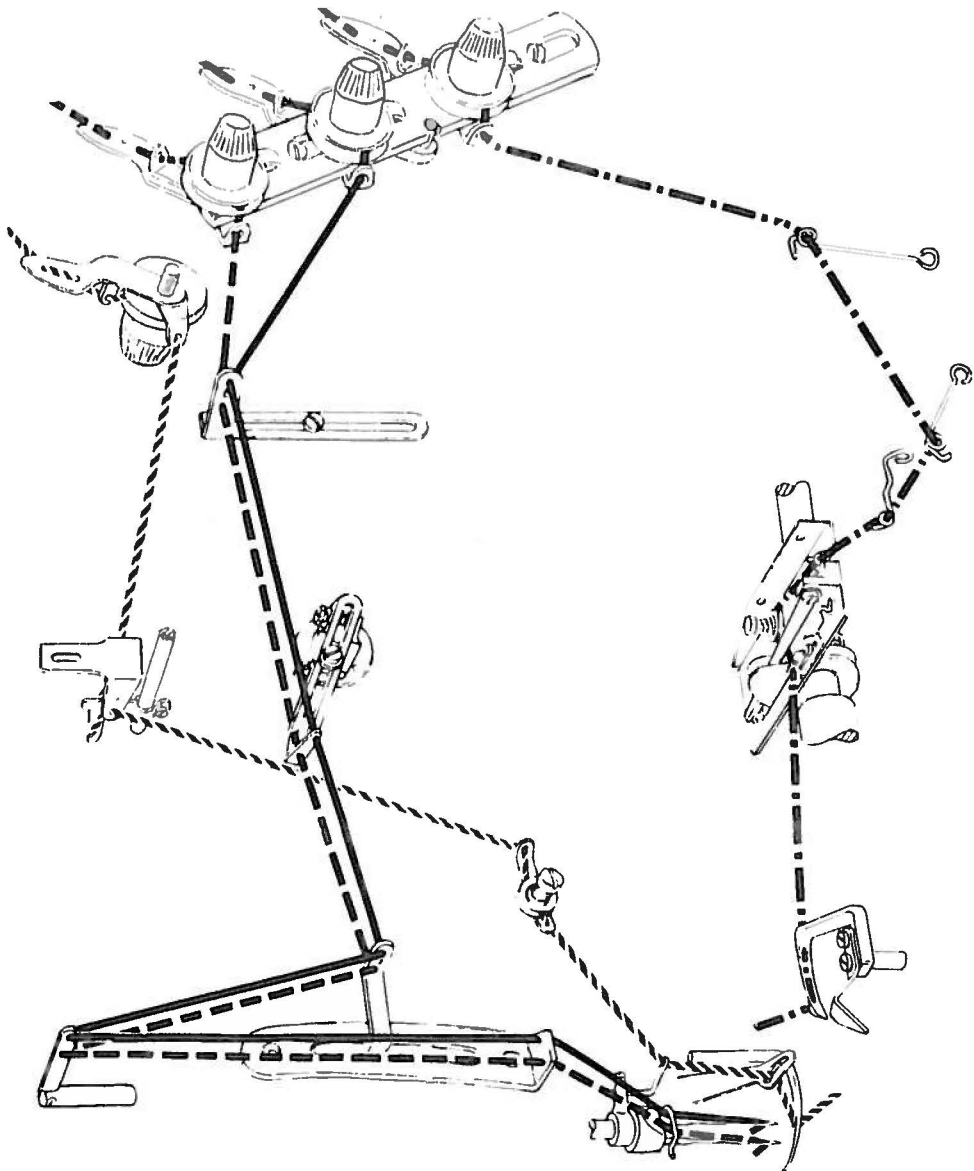
fig. 12

- Set the looper height so that when the needle bar is at its highest point, the thread pulled by the looper passes behind the right needle.

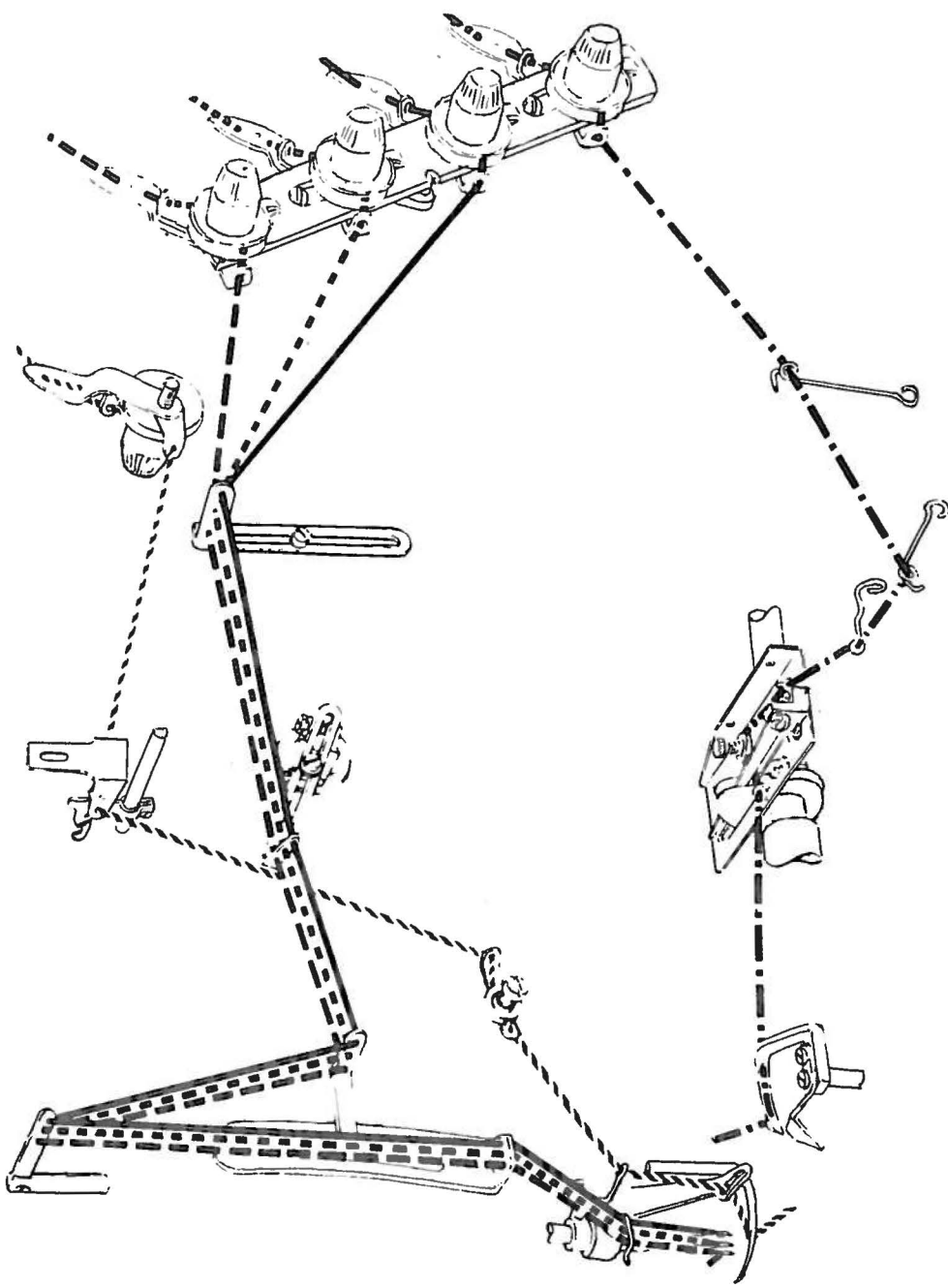
**SPECIAL INSTRUCTIONS**

- The upper looper should start pulling the thread under the cam when the point of the lower looper is in the following positions:
- For two needle machines with 3.5 mm (9/64") needle track upwards: between the needles.
- For two needle machines with 3.5 mm (9/64") needle track: in the centreline of the centre needle.
- For three needle machines with 5 mm (3/16") needle track or under: in the centreline of the centre needle.
- For three needle machines with needle track over 5 mm (3/16"): 0.3 mm (1/64") to the right of the centre needle.

**Note:** The front thread pulled by the upper looper must, under no circumstances, pass behind the extreme left-hand needle, nor behind the centre one (when there are 3 needles), because this would cause skipstitching.

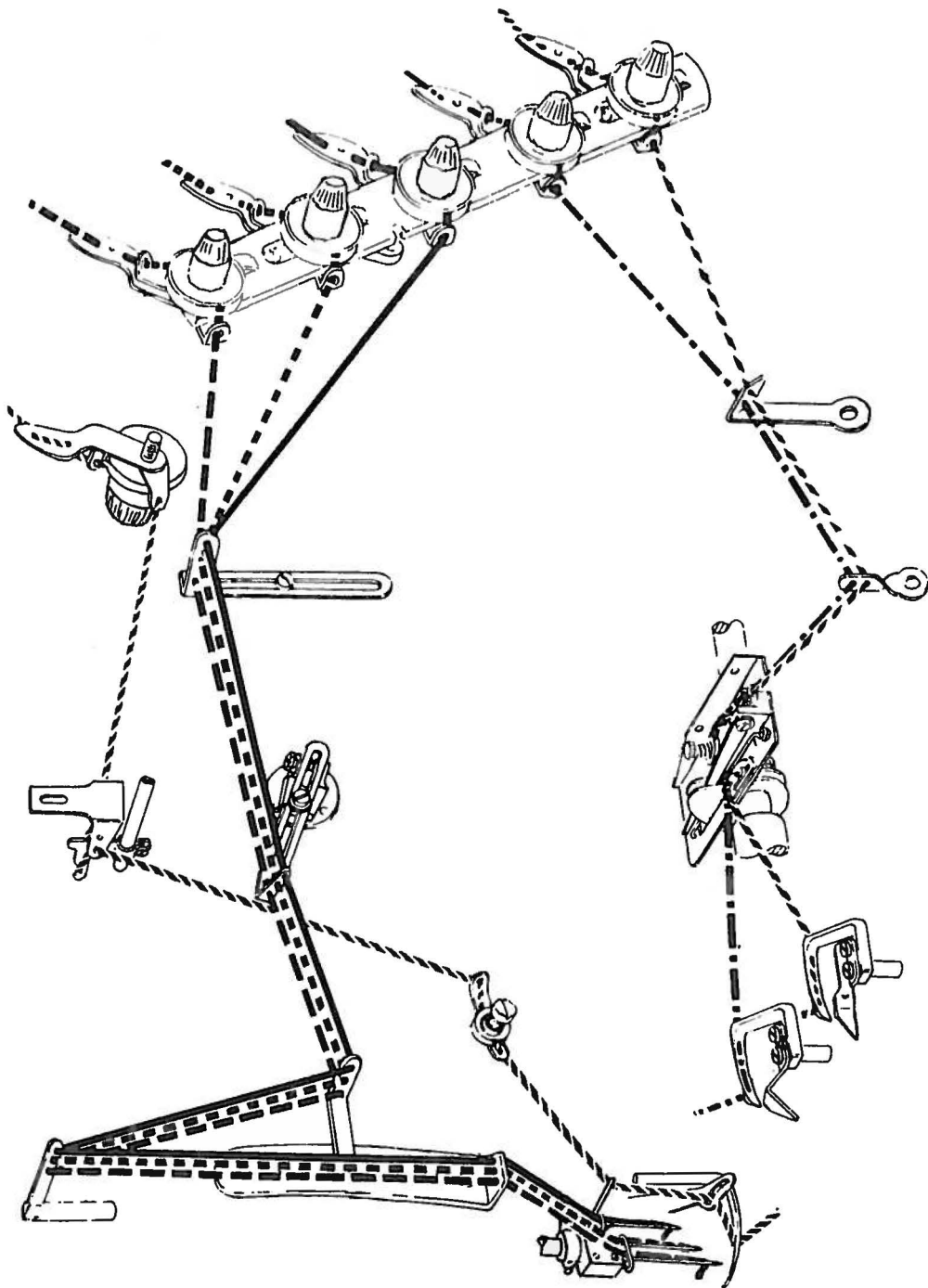


Threading 2 needles



Threading 3 needles with 1 looper





Threading 3 needles with 2 loopers

**b) Changing the needle:**

1. Turn off the motor.
2. Depress the motor pedal to ensure that the machine is completely stopped.
3. Take the needle to its highest point.
4. Loosen the needle holding screw by 1/2 a turn with screwdriver 990182-0-10.
5. Remove the needle.
6. Insert the new needle.
7. The needle scarf for the passage of the looper must be towards the rear of the machine.
8. Using the tweezers supplied, ensure that the needle rests against the bottom of the hole.
9. Tighten the needle holding screw taking care not to move the needle.
10. Do not exert too much pressure when tightening the screw.

**c) Adjusting the presserfoot pressure:**

1. Check the correct setting of the presserfoot.
2. The needles must pass through the centre of the slots in the presserfoot.
3. To increase or lessen the pressure of the presserfoot, turn knob D (fig. 2).

**d) Adjusting the tensions:**

1. Tighten the tensions sufficiently to give a regular stitch formation. In most cases, the thread tension for the lower looper is left entirely loose, and only the small tension, on the take-up cam plate, is tightened as required.

**e) Variation of stitch length (fig. 8):**

1. Loosen nut R using the proper spanner.
2. Rotate screw S of the stitch lengthener; rotating it clockwise to shorten the stitch and anticlockwise to lengthen it.
3. Retighten nut R.

**f) Irregularities due to improper handling of machine**

N.	IRREGULARITY	PROBABLE CAUSES
1	Irregular stitch	<ul style="list-style-type: none"> <li>- Tensions badly adjusted</li> <li>- Thread take-ups badly adjusted</li> <li>- Incorrect threading</li> <li>- Yarns not gauged</li> </ul>
2	Feed and fabric slipping sideways	<ul style="list-style-type: none"> <li>- Insufficient presserfoot pressure</li> <li>- Feed dogs badly adjusted in height and slant</li> <li>- Differential badly adjusted</li> </ul>
3	Skipstitching	<ul style="list-style-type: none"> <li>- Lower or upper looper badly adjusted in respect to needle</li> <li>- Front needle guard too far away from needles</li> <li>- Needle badly positioned</li> <li>- Lower looper take-up cam badly adjusted</li> </ul>
4	Thread breakage	<ul style="list-style-type: none"> <li>- Tensions too taut</li> <li>- Yarn irregularly wound on cone</li> </ul>
5	Needle breakage	<ul style="list-style-type: none"> <li>- Needle bent</li> <li>- Needle badly mounted</li> </ul>
6	Puncturing of fabric	<ul style="list-style-type: none"> <li>- Blunt needle</li> <li>- Needle gauge not suitable for throat plate</li> <li>- Needle with unsuitable point</li> </ul>
7	Oil leakage	<ul style="list-style-type: none"> <li>- Screws joining base and pump not tight</li> <li>- Oil recovery gasket in oil pump, not centred</li> <li>- Side cover on machine arm not tight enough</li> </ul>
8	Lack of lubrication	<ul style="list-style-type: none"> <li>- Oil level too low</li> <li>- V - belt incorrectly mounted</li> <li>- Lubrication pump filter clogged</li> </ul>



### III. MAINTENANCE

#### a) Every day

1. Clean the feed and stitch formation elements briefly
2. Check the oil level

#### b) Every week

1. Dismount the throat plate and clean the feed dogs, loopers and feed elements.
2. Check the oil level and if necessary add oil

#### c) Every three months

1. Using the correct spanner remove the plug and drain out all the oil.
2. Unscrew pin 302357-0-10 fixed to the inside of the drain plug.
3. Remove the filter and clean it in petrol.
4. With compressed air, blow the filter and replace it on the drain plug with pin 302357-0-10.
5. Soak the felt pad in clean oil.
6. Replace the plug.
7. Re-fill the machine with a quart (580 gr.) of Esso Standard Teresso Oil 43 (VR.604).

### IMPORTANT

In operation 1 of paragraph C, be careful not to unscrew the drain plug completely at once so that most of the oil can drain from the side holes of the plug itself (fig. 13).



fig.13

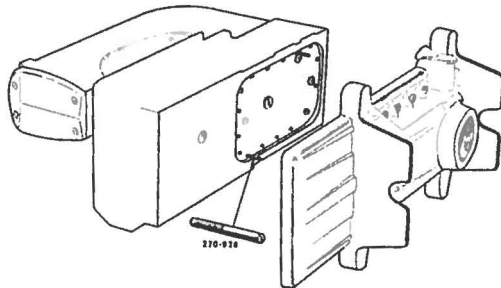


fig.14

#### d) Assembling the oil basin (fig. 14)

1. Place the machine as shown in fig. 14.
2. Insert the two threaded pins 202476-0-10 in the two holes diametrically opposite to one another in the lower part of the machine.
3. Position the oil basin (without the plug 302361-4-10 and complete with felt pad 302316-0-10, gasket 300321-0-10 and rubber band 302096-0-10) using the above pins as a guide.
4. Mount the oil basin with the respective screws, without tightening them completely.
5. Replace the positioning pins with the two remaining screws and tighten all screws.
6. Mount the drain plug.

# SPARE PARTS CATALOGUE

## I. HOW TO USE THIS CATALOGUE

### a) INTRODUCTION

1. The spare parts catalogue comprises a series of tables illustrating the various parts or groups of parts which make up the two basic machines and their subclasses.
2. In order to facilitate the use of this catalogue, the index of tables shows the position of each group inside the machine.
3. The conversion groups of the basic machine and its subclasses are illustrated in separate tables.
4. The subclass number is given in the top righthand corner of each table, and in brackets beside it the basic machine from which it is derived.
5. On each illustration the single parts of the assembly shown are identified by a number. Assemblies of which parts cannot be supplied separately, are identified by capital letters. Parts and devices which are not standard equipment with the machine but which can be supplied on request are listed at the bottom of each illustration page and illustrated complete with all components at the end of the catalogue.

## II. HOW TO ORDER

### a) ALL PARTS

In order to ensure that the correct parts are despatched immediately, it is essential that the following rules be carried out:

1. Indicate machine serial number.
2. Indicate drawing number of part required.
3. Write in full the description of the part required.
4. Clearly state the quantity required.

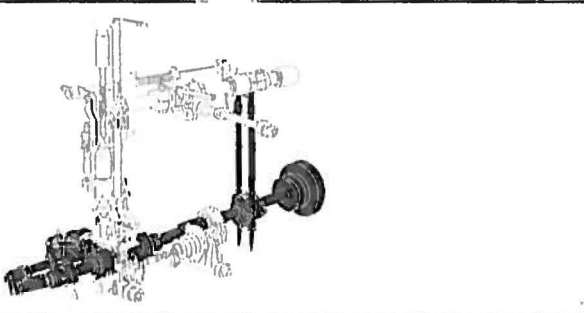
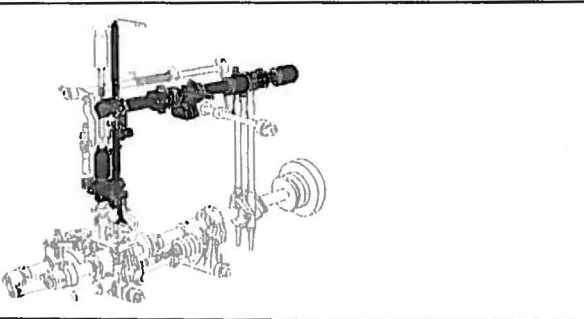
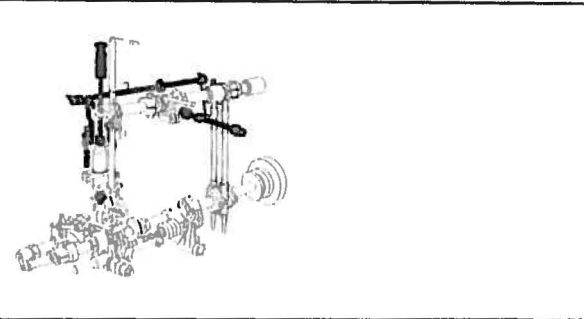
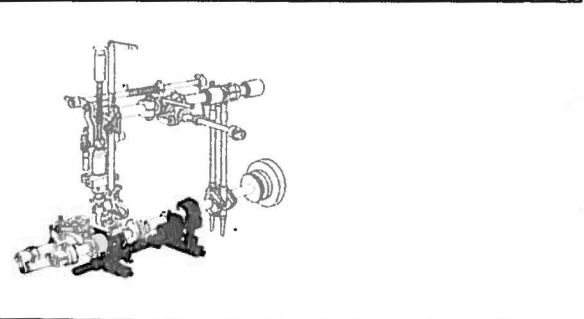
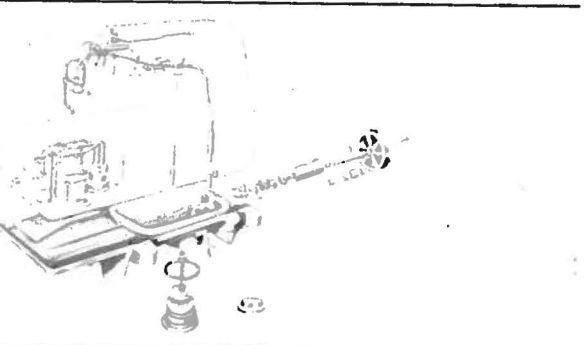
## IMPORTANT

Messrs. Rimoldi desire to be able to analyse any case of breakage, wear or irregularity found on parts produced by them. For this reason please ensure that these parts are sent with the order for spare parts.

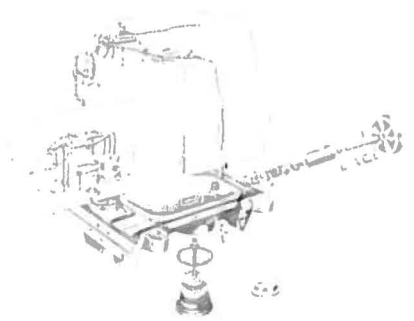

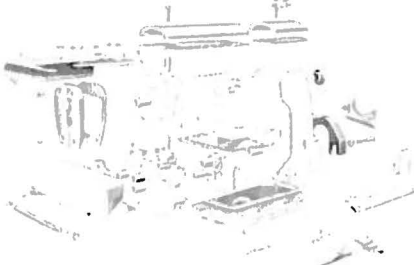

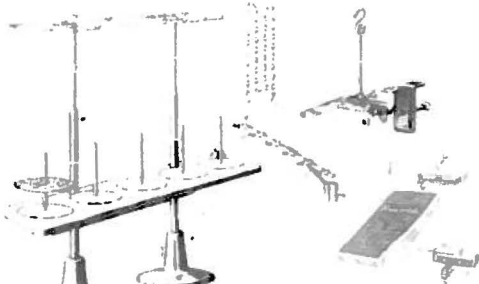
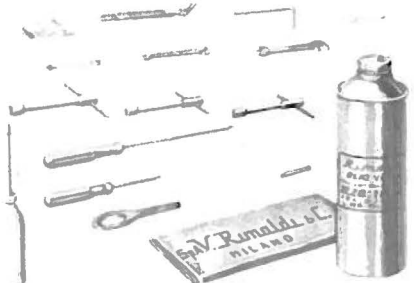
### b) NEEDLES

1. RIM. 63 straight needles must be mounted on the machines illustrated in this catalogue.
2. The needle system and gauge are marked on the needle shank.
3. The gauge indicates the average diameter expressed in hundredths of a millimetre calculated on the blade of the needle.
4. The system and gauge are also printed on the envelopes of Rimoldi needles.
5. When ordering needles, it is advisable to clearly state the system and gauge of the needle required (example: 100 needles, gauge 90, system RIM. 63).
6. In case of doubt, a sample needle as well as an empty envelope of the desired needles should be attached to the order.
7. For sewing on elastic material or elasticised materials needles with ball points exist, classified as SKU.

## INDEX OF TABLES

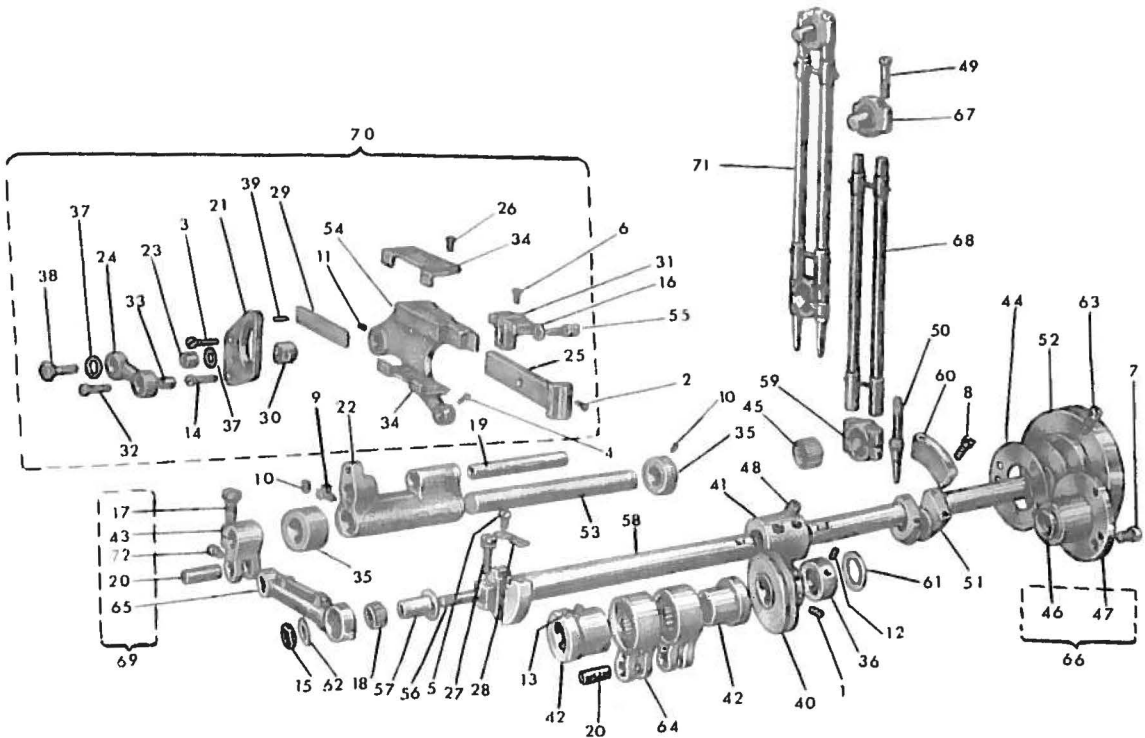
<p>063-46-01 063-34-08 063-34-09 063-16-16</p> <p>Lower main shaft with connecting rods - feed dog holder assembly with differential.</p>	<p>Tab. 1</p>	
<p>063-46-01 063-34-08 063-34-09 063-16-16</p> <p>Upper shaft needle bar drive - Top spreader</p>	<p>Tab. 2</p>	
<p>063-46-01 063-34-08 063-34-09 063-16-16</p> <p>Presserfoot lifter shaft - tension opening assembly</p>	<p>Tab. 3</p>	
<p>063-46-01 063-34-08 063-34-09 063-16-16</p> <p>Shaft and connecting rods for lower looper movement</p>	<p>Tab. 4</p>	
<p>063-46-01</p> <p>Oil basin with pump - tubes and lubrication oil wicks</p>	<p>Tab. 5</p>	

## INDEX OF TABLES

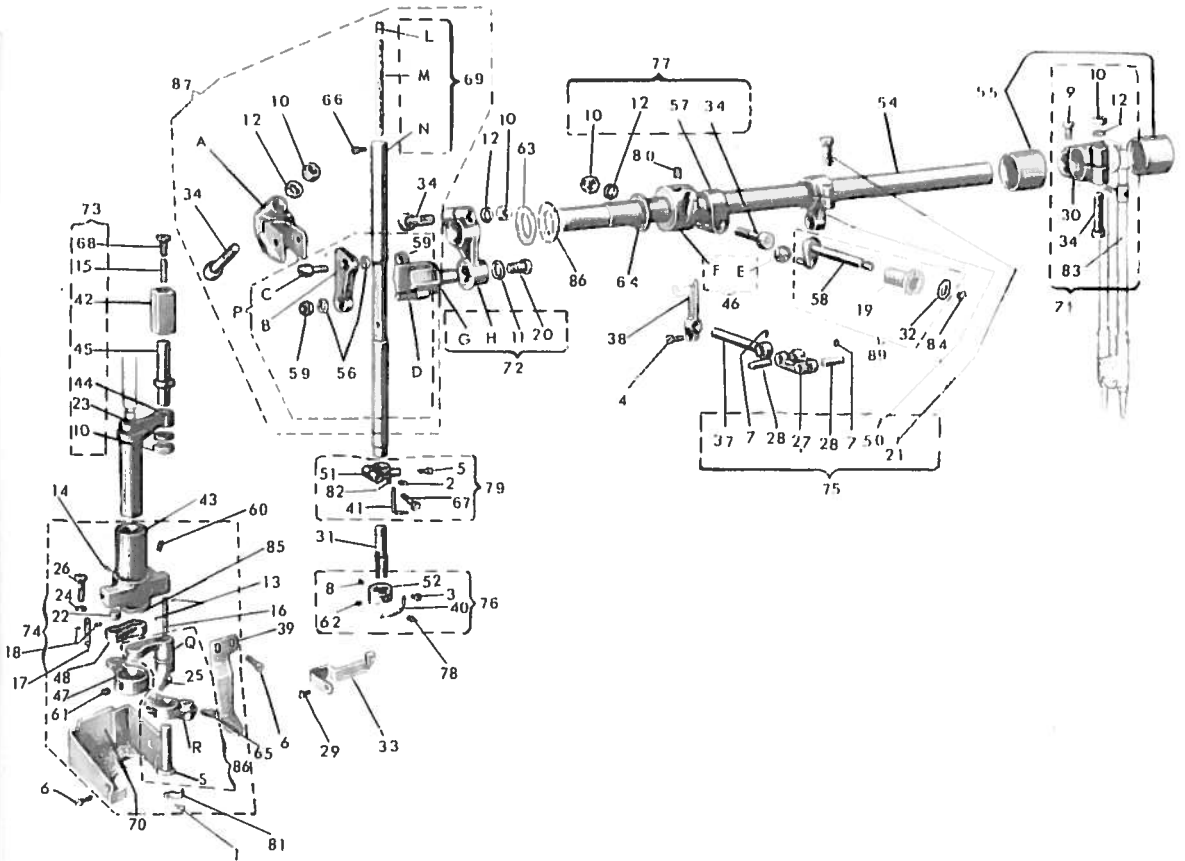
<p style="text-align: right; margin-bottom: 0;">063-34-08 063-34-09 063-16-16</p> <p style="margin-top: 10px;">Oil basin with pump - tubes and lubrication oil wicks. Suspended base machine with differential and top spreader</p>	Tab. 6	
<p style="text-align: right; margin-bottom: 0;">063-46-01</p> <p style="margin-top: 10px;">Cover and work plate - machines with differential and top spreader</p>	Tab. 7	
<p style="text-align: right; margin-bottom: 0;">063-34-08 063-34-09 063-16-16</p> <p style="margin-top: 10px;">Covers and work plate - Suspended base machines - with differential and top spreader</p>	Tab. 8	
<p style="text-align: right; margin-bottom: 0;">063-46-01 063-34-08 063-34-09 063-16-16</p> <p style="margin-top: 10px;">Thread guides and thread take-ups with top spreader</p>	Tab. 9	
<p style="text-align: right; margin-bottom: 0;">063-46-01 063-34-08 063-34-09 063-16-16</p> <p style="margin-top: 10px;">Bobbin-holders - treadle - presserfoot lifter lever</p>	Tab. 10	
<p style="margin-top: 10px;">Accessories</p>	Tab. 11	

063-00-01	Tab. 12	063-31-03	Tab. 48
063-06-01	Tab. 13	063-31-04	Tab. 49
063-06-02	Tab. 14	063-31-09	Tab. 50
063-06-03	Tab. 15	063-31-10	Tab. 51
063-06-04	Tab. 16	063-34-01	Tab. 52
063-10-01	Tab. 17	063-34-03	Tab. 53
063-10-02	Tab. 18	063-34-05	Tab. 54
063-10-03	Tab. 19	063-34-08	Tab. 55
063-10-04	Tab. 20	063-34-09	Tab. 56
063-10-05	Tab. 21	063-38-01	Tab. 57
063-16-01	Tab. 22	063-38-02	Tab. 58
063-16-02	Tab. 23	063-38-03	Tab. 59
063-16-04	Tab. 24	063-46-01	Tab. 60
063-16-06	Tab. 25	063-46-04	Tab. 61
063-16-08	Tab. 26	063-46-05	Tab. 62
063-16-10	Tab. 27	063-46-09	Tab. 63
063-16-13	Tab. 28	063-46-10	Tab. 64
063-16-14	Tab. 29	063-46-14	Tab. 65
063-16-15 ; 063-30-08	Tab. 30	K DEVICE	Tab. 66
063-16-16	Tab. 31	KNEE PRESS FOR K	Tab. 67
063-17-01	Tab. 32	DEVICE FOR SHIFTING COLLARET FOLDER	Tab. 68
063-17-03	Tab. 33	TABLES OF GUIDES	Tab. 69
063-17-04	Tab. 34		" 70
063-17-06	Tab. 35		" 71
063-17-07	Tab. 36	PIECES ON REQUEST	From Tab. 72 To " 77
063-17-10	Tab. 37	133 DEVICE (illuminated cover plate)	Tab. 77
063-30-01	Tab. 39		
063-30-02	Tab. 40		
063-30-03	Tab. 41		
063-30-04	Tab. 42		
063-30-05	Tab. 43		
063-30-06	Tab. 44		
063-30-07	Tab. 45		
063-31-01	Tab. 46		
063-31-02	Tab. 47		



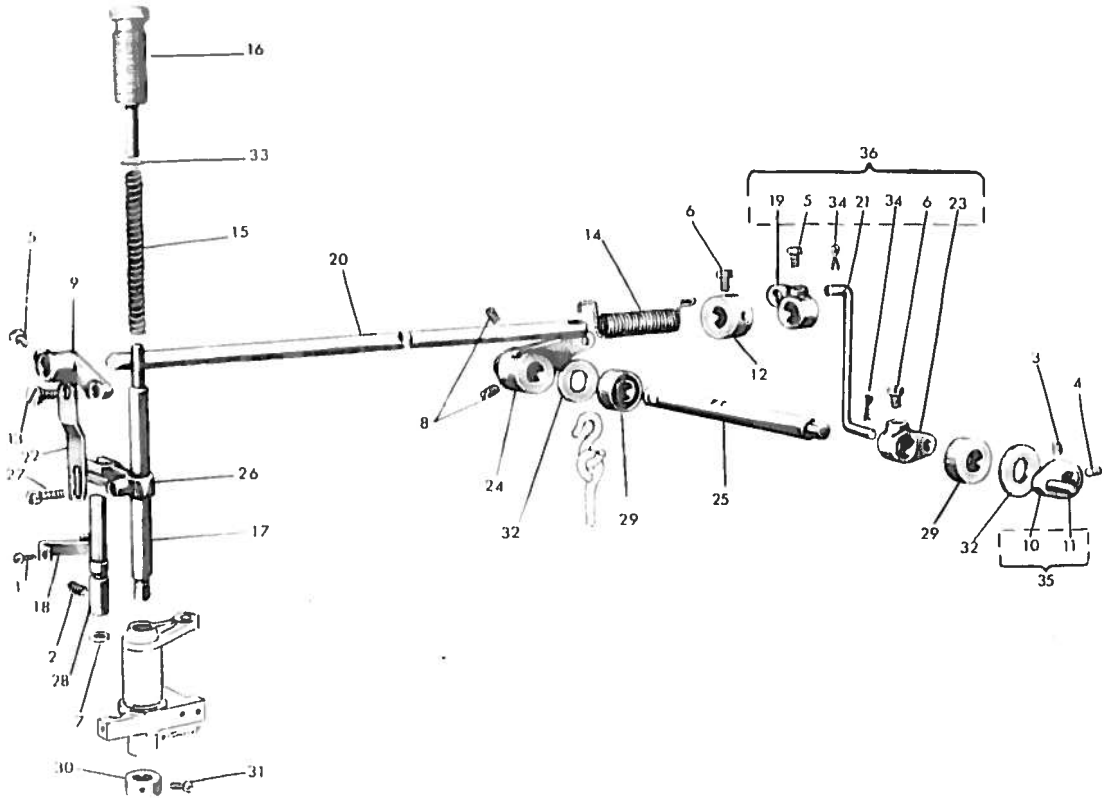


REF. N° RIF.	PART N° DISEGNO N°	QUANT.	NOTES NOTE	REF. N° RIF.	PART N° DISEGNO N°	QUANT.	NOTES NOTE	REF. N° RIF.	PART N° DISEGNO N°	QUANT.	NOTES NOTE
1	727215-0-00	2		33	300367-0-10	1		65	303400-3-00	1	
2	721444-2-00	1		34	300371-0-10	2		66	302116-2-10	1	
3	740237-0-00	1		35	300467-0-10	2		67	302269-2-10	1	
4	742811-0-00	1		36	300468-0-10	1		68	302366-4-10	1	
5	741559-2-00	2		37	704805-0-00	2		69	303401-4-10	1	
6	741546-2-00	2		38	740475-2-00	1		70	302029-4-11	1	
7	742232-2-00	3		39	706434-0-00	2		71	302270-4-10	1	
8	742068-2-00	4		40	302371-3-10	1		72	742813-0-00	2	
9	742036-0-00	2		41	301406-0-10	1					
10	745136-2-00	2		42	301420-0-10	2					
11	727245-2-00	1		43	301519-0-10	1					
12	727216-0-00	2		44	302271-0-10	1					
13	727834-2-00	4		45	301578-0-10	30					
14	740243-0-00	1		46	302010-0-10	1					
15	746612-2-00	1		47	302115-0-10	1					
16	704406-0-00	1		48	745827-2-00	4					
17	202486-0-10	2		49	301603-0-10	2					
18	303494-0-10	1		50	301604-0-10	2					
19	300208-0-10	1		51	301650-0-10	1					
20	300209-0-10	2		52	302007-0-10	1					
21	302026-0-10	1		53	302027-0-10	1					
22	300222-0-10	1		54	302028-0-11	1					
23	300228-0-10	1		55	302152-0-10	1					
24	300230-0-10	1		56	302163-0-10	1					
25	300231-0-10	1		57	303458-0-10	1					
26	741928-0-00	4		58	304686-0-10	1					
27	300356-0-10	1		59	302267-0-10	1					
28	300359-0-10	1		60	302272-0-10	2					
29	300361-0-10	1		61	704855-0-00	1					
30	300362-0-10	1		62	704814-0-00	1					
31	300364-0-10	1		63	729044-2-00	2					
32	741055-0-00	1		64	301459-4-10	1					

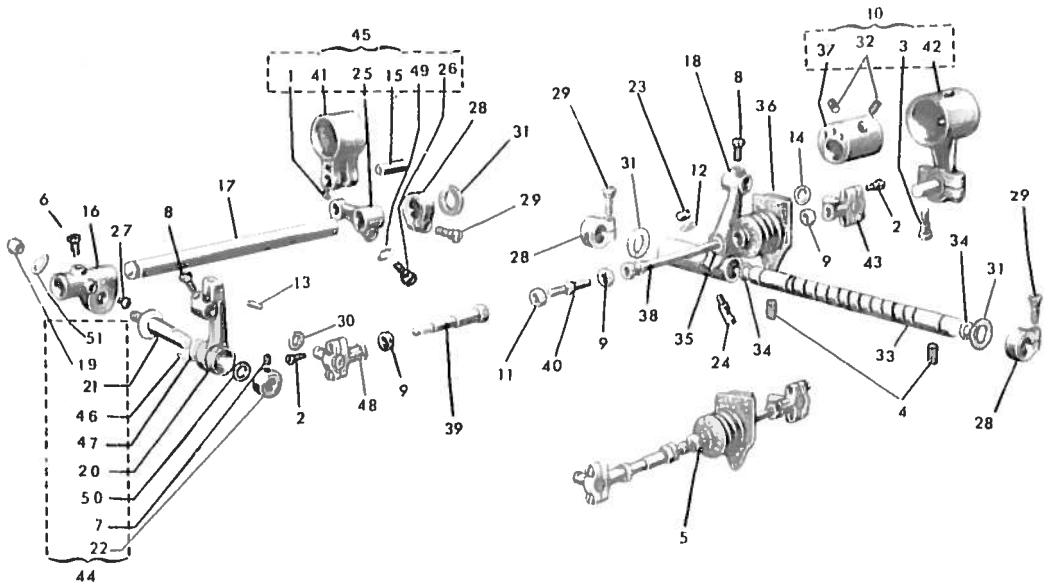


REF. N° RIF.	PART. N° DISEGNO N°	QUANT.	NOTES NOTE	REF. N° RIF.	PART. N° DISEGNO N°	QUANT.	NOTES NOTE	REF. N° RIF.	PART. N° DISEGNO N°	QUANT.	NOTES NOTE
1	741612-0-00	1		35	304772-0-10	1		69	302021-3-10	1	
2	745001-0-00	1		36	302073-3-10	1		70	302089-2-10	1	
3	745102-2-00	1		37	302104-0-10	1		71	302012-4-10	1	
4	721433-2-00	1		38	302133-0-10	1		72	302155-3-10	1	
5	741520-0-00	1		39	302134-0-10	1		73	302171-4-10	1	
6	741658-2-00	4		40	302145-0-10	1		74	302176-4-10	1	
7	745013-0-00	2		41	302146-0-10	1		75	302202-4-10	1	
8	745423-2-00	1		42	302156-0-10	1		76	302263-4-10	1	
9	740636-2-00	1		43	302159-0-10	1		77	302283-4-10	1	
10	746408-2-00	5		44	302160-0-10	1		78	300290-0-10	1	
11	705216-0-00	1		45	302162-0-10	1		79	302260-4-10	1	
12	705013-0-00	4		46	302182-2-10	1		80	729034-2-00	2	
13	778216-0-00	2		47	302175-0-10	1		81	302090-0-10	1	
14	778220-0-00	1		48	302177-0-10	1		82	302292-0-10	1	
15	778221-0-00	1		49	302185-4-10	1		83	302270-4-10	1	
16	778225-0-00	1		50	302201-0-10	1		84	700210-0-00	1	
17	778222-0-00	1		51	302261-0-10	1		85	701018-0-00	1	
18	778203-0-00	2		52	302262-0-10	1		86	302180-3-10	1	
19	302183-0-10	1		53	302265-0-10	1		A	302072-0-10	1	
20	302171-0-00	1		54	302273-0-10	1		B	305560-0-10	1	
21	201128-0-10	1		55	302274-0-10	2		C	302019-0-10	1	
22	202032-0-10	2		56	303005-0-00	2		D	302018-0-10	1	
23	703208-0-00	1		57	302282-0-10	1		E	302186-0-10	1	
24	705208-0-00	2		58	302184-0-10	1		F	302181-0-10	1	
25	721494-2-00	1		59	302338-0-10	2		G	302153-0-10	1	
26	202490-0-00	2		60	302340-0-10	1		H	302154-2-10	1	
27	300381-0-10	1		61	745125-2-00	2		L	302333-0-10	1	
28	300383-0-10	2		62	745311-2-00	2		M	RG 4x55	1	
29	300483-0-10	2		63	704858-0-00	1		N	302020-0-10	1	
30	302013-0-10	1		64	704862-0-00	1		P	305575-3-10	1	
31	302017-2-10	1		65	741724-0-00	1		Q	302178-0-10	1	
32	704833-0-00	1		66	302351-0-10	1		R	302256-0-10	1	
33	302064-0-10	1		67	302352-0-10	1		S	302174-0-10	1	
34	302171-0-10	4		68	302362-0-10	1					

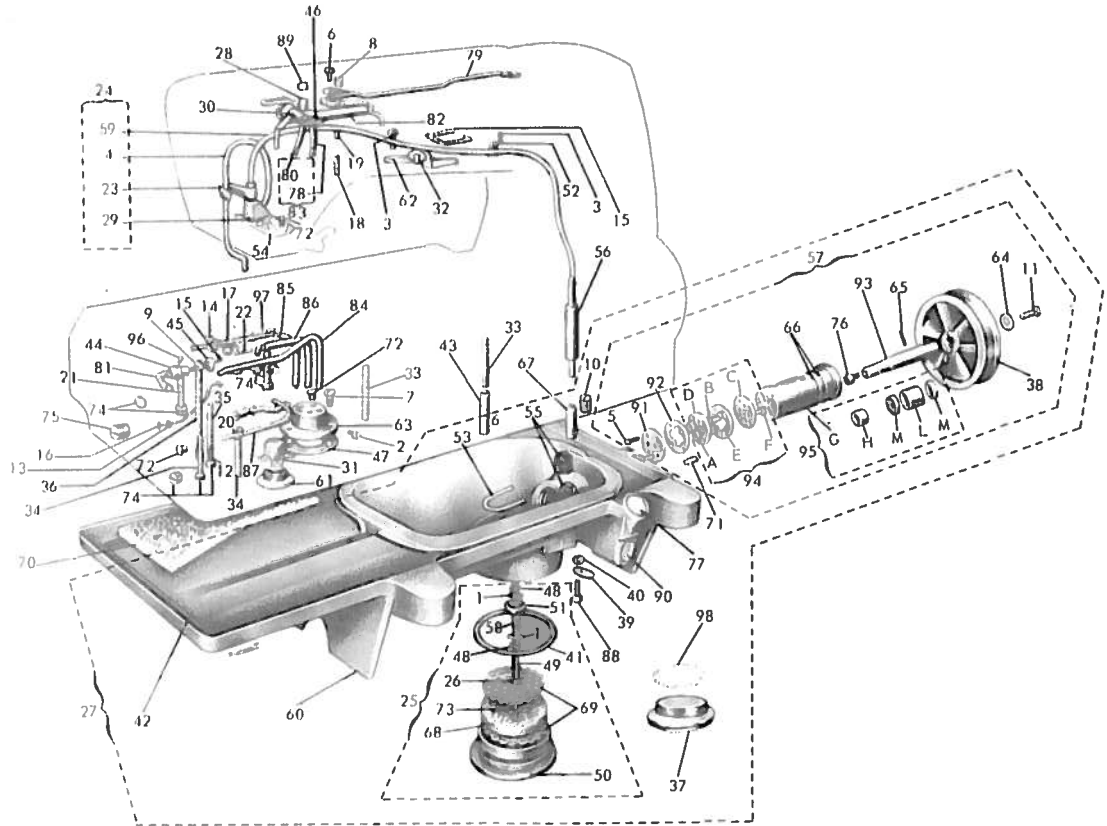




REF. N° RIF.	PART. N° DISEGNO N°	QUANT.	NOTES NOTE	REF. N° RIF.	PART. N° DISEGNO N°	QUANT.	NOTES NOTE	REF. N° RIF.	PART. N° DISEGNO N°	QUANT.	NOTES NOTE
1	741618-0-00	1		33	302344-0-10	1					
2	727076-0-00	1		34	707241-0-00	2					
3	745126-2-00	1		35	300437-2-10	1					
4	727834-2-00	1									
5	740632-2-00	2									
6	740636-2-00	2									
7	701402-0-00	1									
8	729034-2-00	2									
9	300433-0-10	1									
10	300436-0-10	1									
11	300438-0-10	1									
12	300466-0-10	1									
13	743835-2-00	1									
14	302058-0-10	1									
15	302059-0-10	1									
16	302060-0-11	1									
17	302061-0-11	1									
18	302236-4-10	1									
19	302232-0-10	1									
20	302234-0-10	1									
21	302235-0-10	1									
22	302237-0-10	1									
23	302238-0-10	1									
24	304742-0-10	1									
25	304743-0-10	1									
26	302241-0-10	1									
27	302443-2-00	1									
28	302243-0-10	1									
29	302275-0-10	2									
30	302284-0-10	1									
31	741912-2-00	2									
32	704240-2-00	2									



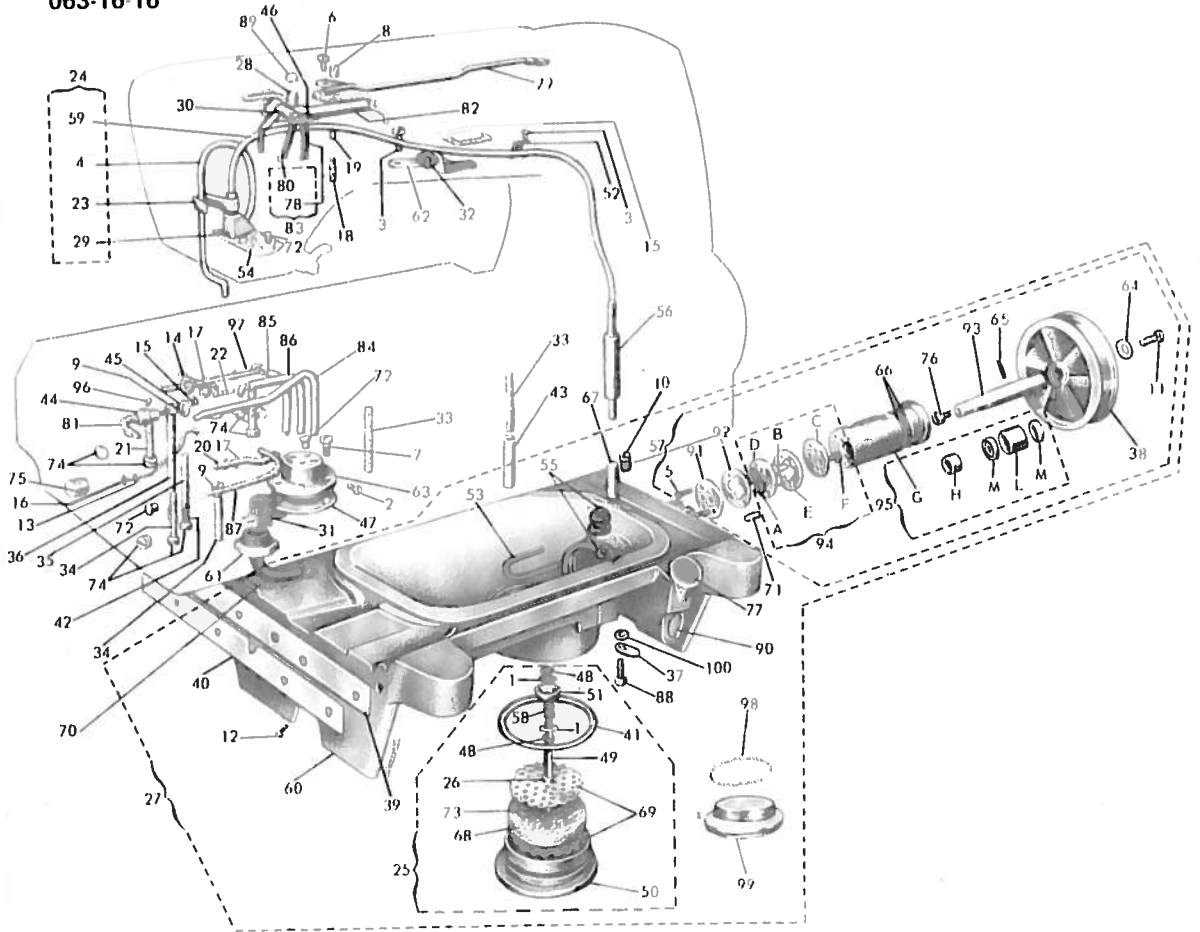
REF. N° RIF.	PART. N° DISEGNO N°	QUANT.	NOTES NOTE	REF. N° RIF.	PART. N° DISEGNO N°	QUANT.	NOTES NOTE	REF. N° RIF.	PART. N° DISEGNO N°	QUANT.	NOTES NOTE
1	742811-0-00	1		33	302246-0-10	1					
2	743243-2-00	4		34	701405-0-00	2					
3	743471-2-00	2		35	302278-0-10	1					
4	727675-0-00	2		36	302280-0-10	1					
5	302595-5-11	1		37	302331-0-10	1					
6	740226-0-00	1		38	302367-0-10	1					
7	745815-2-00	2		39	302569-0-10	1					
8	740632-2-00	2		40	302570-0-10	1					
9	302708-0-00	3		41	301459-4-10	1					
10	302040-3-10	1		42	302039-3-10	1					
11	302707-0-00	1		43	300471-3-10	1					
12	704409-0-00	1		44	303417-4-10	1					
13	303503-0-10	1		45	303460-4-10	1					
14	705834-0-00	1		46	302276-0-10	40					
15	300209-0-10	1		47	703810-0-00	1					
16	303405-0-10	1		48	300514-3-10	1					
17	300244-0-10	1		49	704218-2-00	1					
18	300246-0-10	1		50	704835-0-00	1					
19	202474-0-10	1		51	704266-2-00	1					
20	303416-2-10	1									
21	302051-0-20	1									
22	302052-0-10	1									
23	300351-0-10	1									
24	300352-0-10	1									
25	303459-0-10	1									
26	300377-0-10	1									
27	730023-2-00	1									
28	300469-0-10	3									
29	300482-0-10	3									
30	302289-0-10	1									
31	705029-0-00	3									
32	745827-2-00	2									



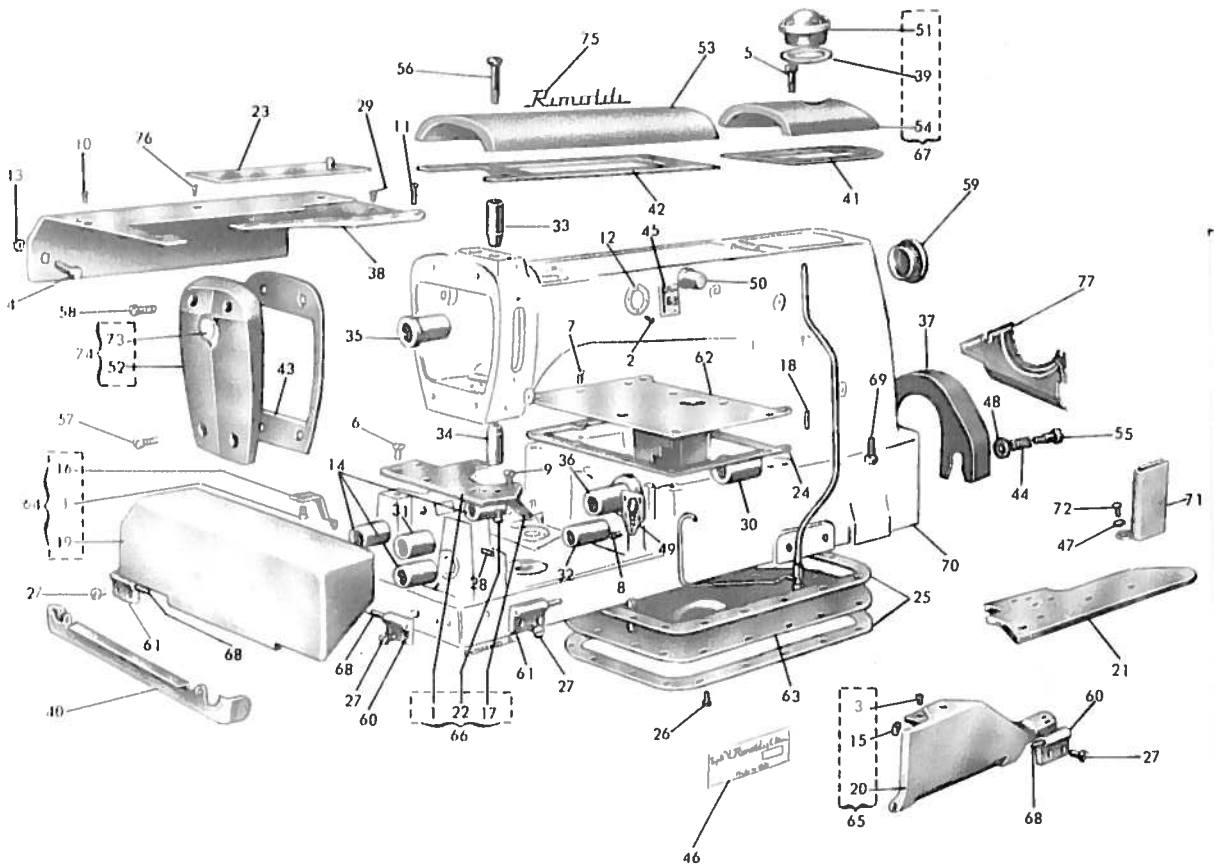
REF. N° RIF	PART. N° DISEGNO N°	QUANT.	NOTES NOTE	REF. N° RIF	PART. N° DISEGNO N°	QUANT.	NOTES NOTE	REF. N° RIF	PART. N° DISEGNO N°	QUANT.	NOTES NOTE
1	704226-2-00	3		37	202336-0-11	1		73	302337-0-10	1	
2	741642-2-00	3		38	202423-0-10	1		74	302342-0-10	8	
3	721424-0-00	2		39	910044-0-10	1		75	302343-0-10	1	
4	302091-0-10	1		40	704305-0-00	1		76	302311-0-10	1	
5	722460-2-00	4		41	701151-0-00	1		77	302346-0-10	1	
6	741655-0-00	1		42	302250-0-00	1		78	302199-2-10	1	
7	741963-0-00	3		43	300404-0-10	1		79	302208-3-10	1	
8	727036-2-00	1		44	300419-0-10	1		80	778429-0-00	1	
9	727228-2-00	2		45	300420-0-10	1		81	300397-3-10	1	
10	727289-2-00	1		46	722072-0-00	2		82	302197-3-10	1	
11	740343-2-00	1		47	302105-0-10	1		83	302200-4-10	1	
12	300312-0-10	2		48	700206-0-00	2		84	302212-3-10	1	
13	778012-0-00	1		49	302357-0-10	1		85	302214-3-10	1	
14	778014-0-00	1		50	302360-0-10	1		86	302216-3-10	1	
15	778006-0-00	2		51	302363-0-10	1		87	302219-3-10	1	
16	778208-0-00	1		52	302327-0-10	1		88	722461-2-00	14	
17	778216-0-00	2		53	302329-0-10	1		89	302332-0-10	1	
18	778235-0-00	1		54	302328-0-10	1		90	302364-0-10	1	
19	778237-0-00	1		55	302313-0-10	2		91	302302-2-10	1	
20	778239-0-00	1		56	302324-0-10	1		92	302303-0-10	1	
21	778243-0-00	2		57	302300-4-10	1		93	302309-0-10	1	
22	778415-0-00	1		58	200593-0-10	1		94	302320-4-10	1	
23	302227-0-10	1		59	302221-0-10	1		95	302299-3-10	1	
24	302231-3-10	1		60	302001-2-10	1		96	745800-2-00	4	
25	302361-4-10	1		61	302225-0-10	1		97	778429-0-00	1	
26	746021-2-00	1		62	302226-0-10	1		98	701126-0-00	1	
27	305220-5-10	1		63	302228-0-10	1		A	302305-0-10	4	
28	778464-0-00	1		64	702410-0-00	1		B	302307-0-10	1	
29	302229-0-10	1		65	707272-0-00	1		C	302304-0-10	1	
30	302191-2-10	1		66	701129-0-00	2		D	302319-0-10	1	
31	302125-0-10	1		67	302312-0-10	1		E	302303-0-10	1	
32	778531-0-10	1		68	302314-0-10	1		F	302321-0-10	1	
33	778555-0-10	2		69	302315-0-10	2		G	302298-0-10	1	
34	778553-0-10	2		70	302316-0-10	1		H	302297-0-10	1	
35	302290-2-10	1		71	302334-0-10	1		L	302296-0-10	1	
36	302291-2-10	1		72	302335-0-10	3		M	304763-0-10	2	

063-34-08  
063-34-09  
063-16-16

6



REF. N° RIF.	PART. N° DISEGNO N°	QUANT.	NOTES NOTE	REF. N° RIF.	PART. N° DISEGNO N°	QUANT.	NOTES NOTE	REF. N° RIF.	PART. N° DISEGNO N°	QUANT.	NOTES NOTE
1	704226-2-00	3		38	302423-0-10	1		75	302343-0-10	1	
2	741642-2-00	3		39	302688-0-10	1		76	302311-0-10	1	
3	721424-0-00	1		40	302686-0-10	1		77	302346-0-10	1	
4	302091-0-10	1		41	701151-0-00	2		78	302199-2-10	1	
5	722460-2-00	4		42	300312-0-10	1		79	302208-3-10	1	
6	741655-0-00	1		43	300404-0-10	1		80	778429-0-00	1	
7	727228-2-00	2		44	300419-0-10	1		81	303397-3-10	1	
8	727036-2-00	1		45	300420-0-10	2		82	302197-3-10	1	
9	727228-2-00	2		46	722072-0-00	2		83	302200-4-10	1	
10	727289-2-00	1		47	302105-0-10	1		84	302212-3-10	1	
11	740343-2-00	1		48	700206-0-00	2		85	302214-3-10	1	
12	724462-2-00	4		49	302357-0-10	1		86	302216-3-10	1	
13	778012-0-00	1		50	302360-0-10	1		87	302219-3-10	1	
14	778014-0-00	1		51	302363-0-10	1		88	722461-2-00	1	
15	778006-0-00	2		52	302327-0-10	1		89	302332-0-10	1	
16	778208-0-00	1		53	302329-0-10	1		90	302364-0-10	1	
17	778216-0-00	2		54	302328-0-10	1		91	302302-2-10	1	
18	778235-0-00	1		55	302313-0-10	2		92	302303-0-10	1	
19	778237-0-00	1		56	302324-0-10	1		93	302309-0-10	1	
20	778239-0-00	1		57	302300-4-10	1		94	302320-4-10	1	
21	778243-0-00	1		58	200593-0-10	1		95	302299-3-10	1	
22	778415-0-00	1		59	302221-0-10	1		96	745800-2-00	1	
23	302227-0-00	1		60	302630-2-10	1		97	778429-0-00	1	
24	302231-3-10	1		61	302685-2-10	1		98	701126-0-00	1	
25	302361-4-10	1		62	302226-0-10	1		99	202336-0-11	1	
26	746021-2-00	1		63	302228-0-10	1		100	704305-0-00	1	
27	302631-5-09	1		64	702410-0-00	1		A	302305-0-10	1	
28	778464-0-00	1		65	707272-0-00	1		B	302307-0-10	1	
29	302229-0-10	1		66	701129-0-00	2		C	302304-0-10	1	
30	302191-2-10	1		67	302312-0-10	1		D	302319-0-10	1	
31	302125-0-10	1		68	302314-0-10	1		E	302303-0-10	1	
32	778531-0-10	2		69	302315-0-10	2		F	302321-0-10	1	
33	778555-0-10	2		70	302689-0-10	1		G	302298-0-10	1	
34	778553-0-10	2		71	302334-0-10	1		H	302297-0-10	1	
35	302290-2-10	1		72	302335-0-10	3		L	302296-0-10	1	
36	302291-2-10	1		73	302337-0-10	1		M	304763-0-10	2	
37	910044-0-10	1		74	302342-0-10	8					

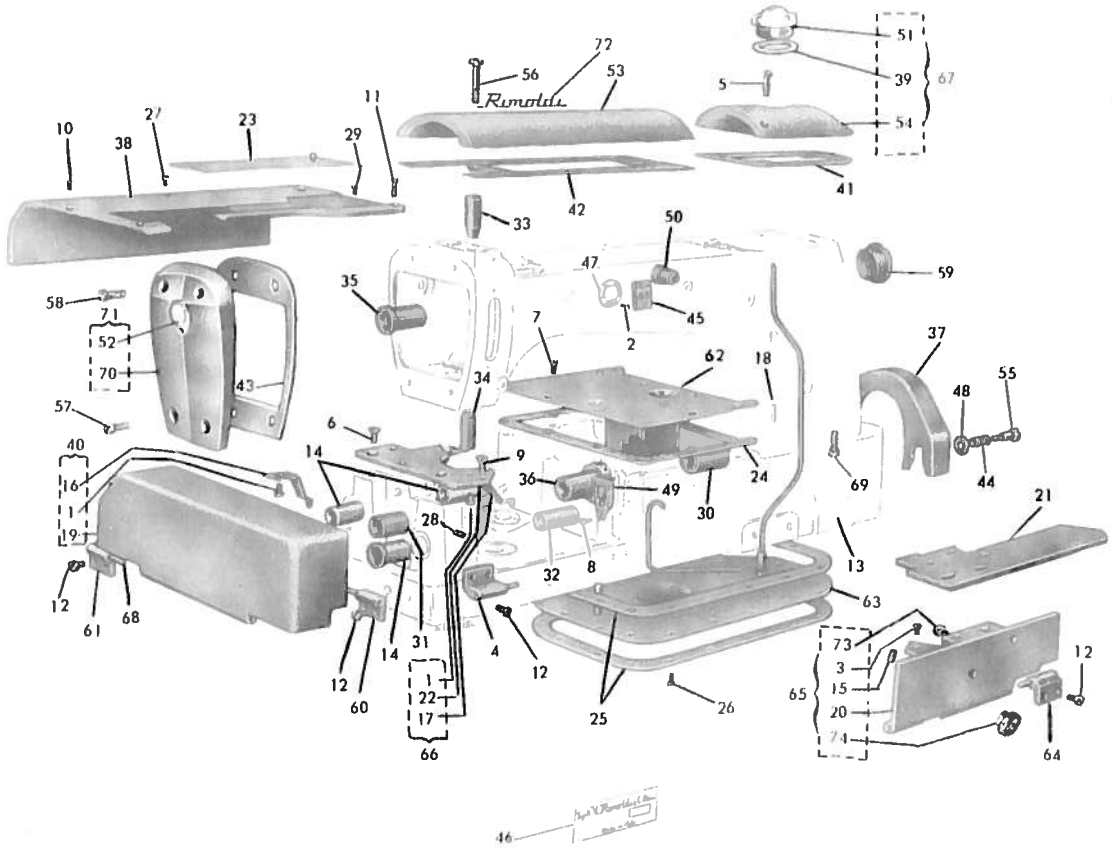


REF. N° RIF.	PART. N° DISEGNO N°	QUANT.	NOTES NOTE	REF. N° RIF.	PART. N° DISEGNO N°	QUANT.	NOTES NOTE	REF. N° RIF.	PART. N° DISEGNO N°	QUANT.	NOTES NOTE
1	721424-0-00	3		33	302022-0-10	1		65	302100-4-11	1	
2	724430-0-00	3		34	302023-0-10	1		66	302123-4-10	1	
3	741559-2-00	1		35	302264-0-10	1		67	302295-4-11	1	
4	202214-0-10	1		36	302037-0-10	1		68	302075-0-10	4	
5	721494-2-00	4		37	302074-0-11	1		69	722682-2-00	4	
6	302355-0-10	2		38	302097-0-10	1		70	302004-3-10	1	
7	724422-2-00	10		39	705970-0-00	1		71	303169-0-10	1	
8	744651-0-00	4		40	302103-0-10	1		72	740287-0-00	1	
9	744634-0-00	2		41	302118-0-10	1		73	304662-0-10	1	
10	744636-2-00	4		42	302120-0-10	1		74	302245-2-10	1	
11	744676-2-00	1		43	302131-0-10	1		75	300006-0-10	1	
12	302189-0-10	1		44	302150-0-10	2		76	724895-2-11	1	
13	773505-0-00	1		45	788020-0-01	1		77	302399-0-00	1	
14	300224-0-10	3		46	784300-0-10	1					
15	300274-0-10	1		47	704310-0-00	1					
16	300276-0-10	1		48	302151-0-10	2					
17	300277-0-10	1		49	302173-0-10	1					
18	302062-0-10	1		50	302193-0-10	1					
19	302092-4-11	1		51	202239-0-10	1					
20	302099-0-11	1		52	302244-0-11	1					
21	302106-0-10	1		53	302293-0-11	1					
22	302122-2-10	1		54	302294-0-11	1					
23	302566-2-10	1		55	302349-0-10	2					
24	300318-0-10	1		56	302350-0-10	2					
25	300321-0-10	2		57	302353-0-10	2					
26	724442-0-00	2		58	302354-0-10	2					
27	300483-0-10	8		59	302356-0-10	1					
28	300488-0-10	1		60	302076-2-10	2					
29	301359-0-10	1		61	302077-2-10	2					
30	302011-0-10	1		62	302127-2-10	1					
31	302014-0-10	1		63	302129-3-10	1					
32	302016-0-10	1		64	302093-4-11	1					



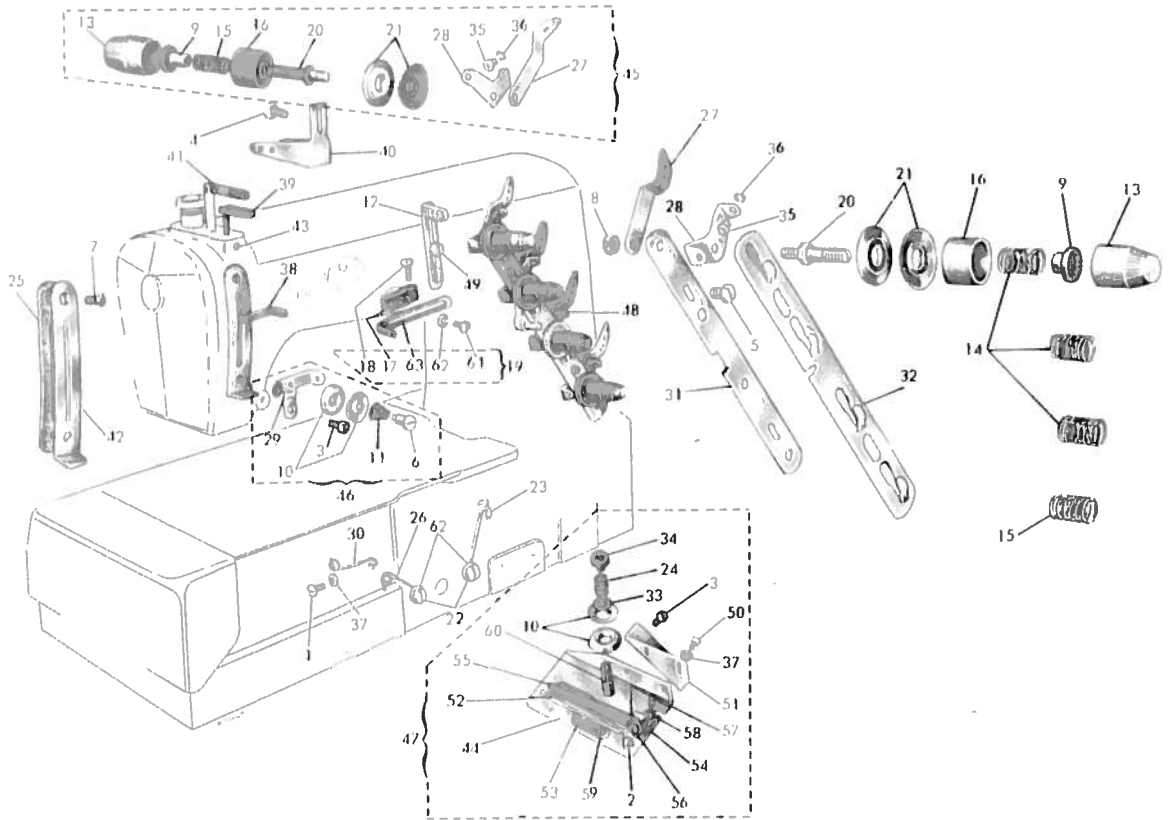
063 34-08  
 063 34-09  
 063 16-16

8



REF. N° RIF.	PART. N° DISEGNO N°	QUANT.	NOTES NOTE	REF. N° RIF.	PART. N° DISEGNO N°	QUANT.	NOTES NOTE	REF. N° RIF.	PART. N° DISEGNO N°	QUANT.	NOTES NOTE
1	721424-0-00	4		33	302022-0-10	1		65	301134-4-10	1	
2	724430-0-00	3		34	302023-0-10	1		66	302680-4-10	1	
3	741559-2-00	1		35	302264-0-10	1		67	302295-4-11	1	
4	301103-2-10	1		36	302037-0-10	1		68	302075-0-10	4	
5	721494-2-00	4		37	302074-0-11	1		69	722682-2-00	4	
6	302355-0-10	2		38	302675-2-10	1		70	304662-0-10	1	
7	724422-2-00	10		39	705970-0-00	1		71	302245-2-10	1	
8	744651-0-00	4		40	302672-4-11	1		72	300006-0-10	1	
9	744634-0-00	2		41	302118-0-10	1		73	721861-0-00	1	
10	744636-2-00	4		42	302120-0-10	1		74	201162-0-10	1	
11	744676-2-00	2		43	302131-0-10	1					
12	300483-0-10	8		44	302150-0-10	2					
13	302633-3-10	1		45	788020-0-01	1					
14	300224-0-10	3		46	784540-0-10	1					
15	301106-0-10	1		47	302189-0-10	1					
16	301108-0-10	1		48	302151-0-00	1					
17	301109-0-10	1		49	302173-0-10	1					
18	302062-0-10	1		50	302193-0-10	1					
19	302671-0-11	1		51	202239-0-10	1					
20	301133-0-10	1		52	302244-0-11	1					
21	301135-0-10	1		53	302293-0-11	1					
22	302679-2-10	1		54	302294-0-11	1					
23	302566-2-10	1		55	302349-0-10	2					
24	300318-0-10	1		56	302350-0-10	2					
25	300321-0-10	2		57	302353-0-10	2					
26	724442-0-00	2		58	302354-0-10	2					
27	724895-2-11	1		59	302356-0-10	1					
28	300488-0-10	1		60	302076-2-10	1					
29	301359-0-10	1		61	302077-2-10	1					
30	302011-0-10	1		62	302127-2-10	1					
31	302014-0-10	1		63	302129-3-10	1					
32	302016-0-10	1		64	301105-2-10	1					

063-46-01  
 063-34-08  
 063-34-09  
 063-16-16

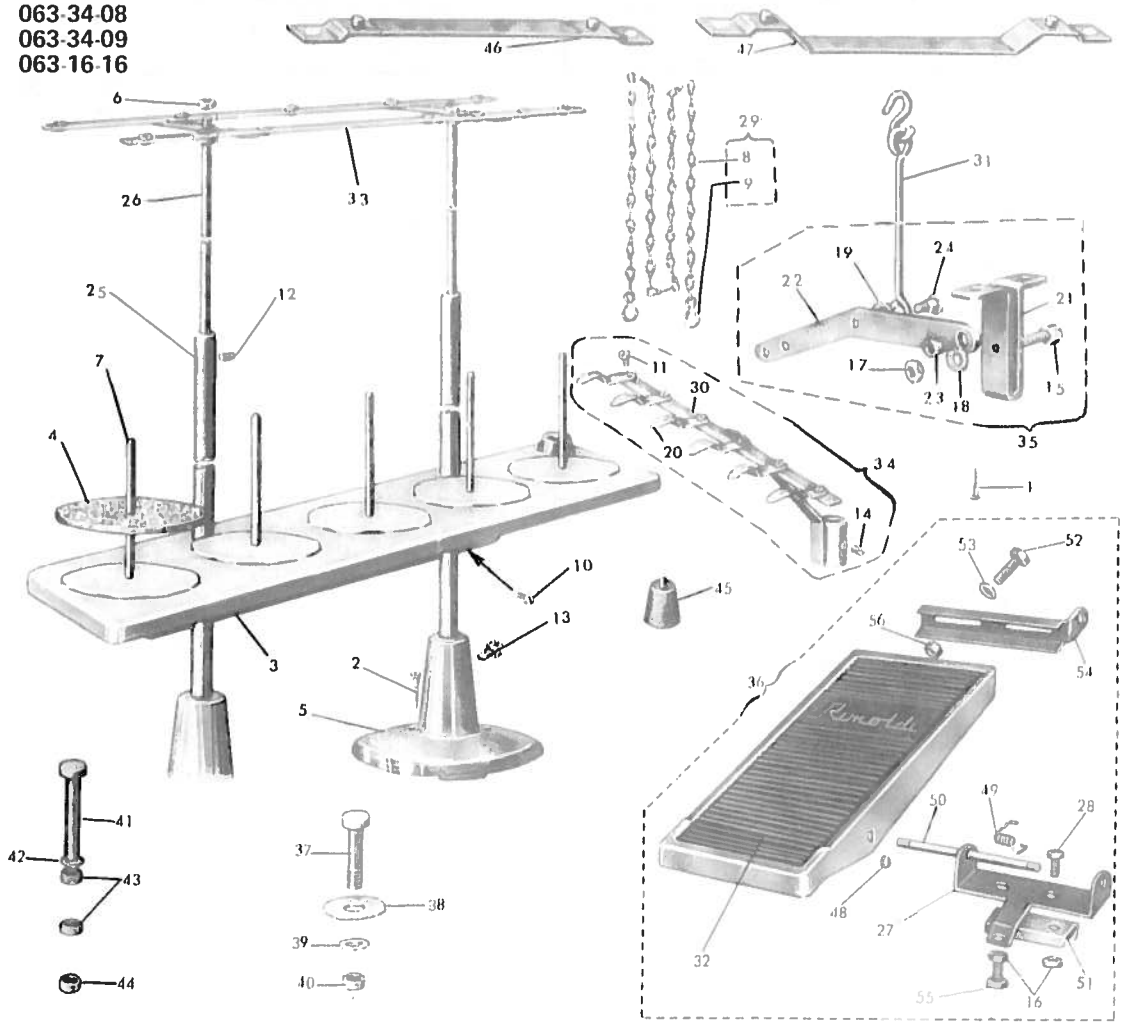


9

REF. N° RIF.	PART N° DISEGNO N°	QUANT.	NOTES NOTE	REF. N° RIF.	PART N° DISEGNO N°	QUANT.	NOTES NOTE	REF. N° RIF.	PART N° DISEGNO N°	QUANT.	NOTES NOTE
1	741682-0-00	1		33	704218-2-00	1					
2	741612-0-00	1		34	302204-0-10	1					
3	721444-2-00	3		35	300428-0-10	10					
4	741658-2-00	1		36	300429-0-10	10					
5	742015-2-00	2		37	704302-4-00	3					
6	743442-0-00	1		38	302132-0-10	1					
7	744631-2-00	2		39	302136-0-00	1					
8	746021-2-00	4		40	302139-0-10	1					
9	202229-0-10	5		41	302143-0-10	1					
10	200324-0-10	4		42	302169-0-10	1					
11	200325-0-10	1		43	302341-0-10	1					
12	302144-0-10	1		44	302342-2-10	1					
13	202558-2-00	5		45	302024-4-10	1					
14	200710-0-10	3		46	302142-4-10	1					
15	200714-0-10	2		47	302373-4-10	1					
16	202556-0-00	5		48	302203-4-10	1					
17	302187-0-10	1		49	300483-0-10	3					
18	202502-0-10	1		50	740210-2-00	2					
19	302188-4-10	1		51	302138-0-10	1					
20	302025-0-10	5		52	302165-0-10	1					
21	300218-0-10	10		53	302172-0-10	2					
22	300483-0-10	2		54	302168-2-10	1					
23	302127-0-10	1		55	302166-0-10	1					
24	300310-0-10	1		56	740220-2-00	1					
25	300324-0-10	1		57	705201-0-00	1					
26	302148-0-10	1		58	741642-2-00	1					
27	300340-0-10	5		59	741413-0-00	2					
28	300341-0-10	5		60	300391-0-10	1					
29	302141-0-10	1		61	741956-2-00	1					
30	302149-0-10	1		62	704210-4-00	3					
31	302374-0-10	1		63	302140-0-10	1					
32	302375-0-10	1									

063-46-01  
 063-34-08  
 063-34-09  
 063-16-16

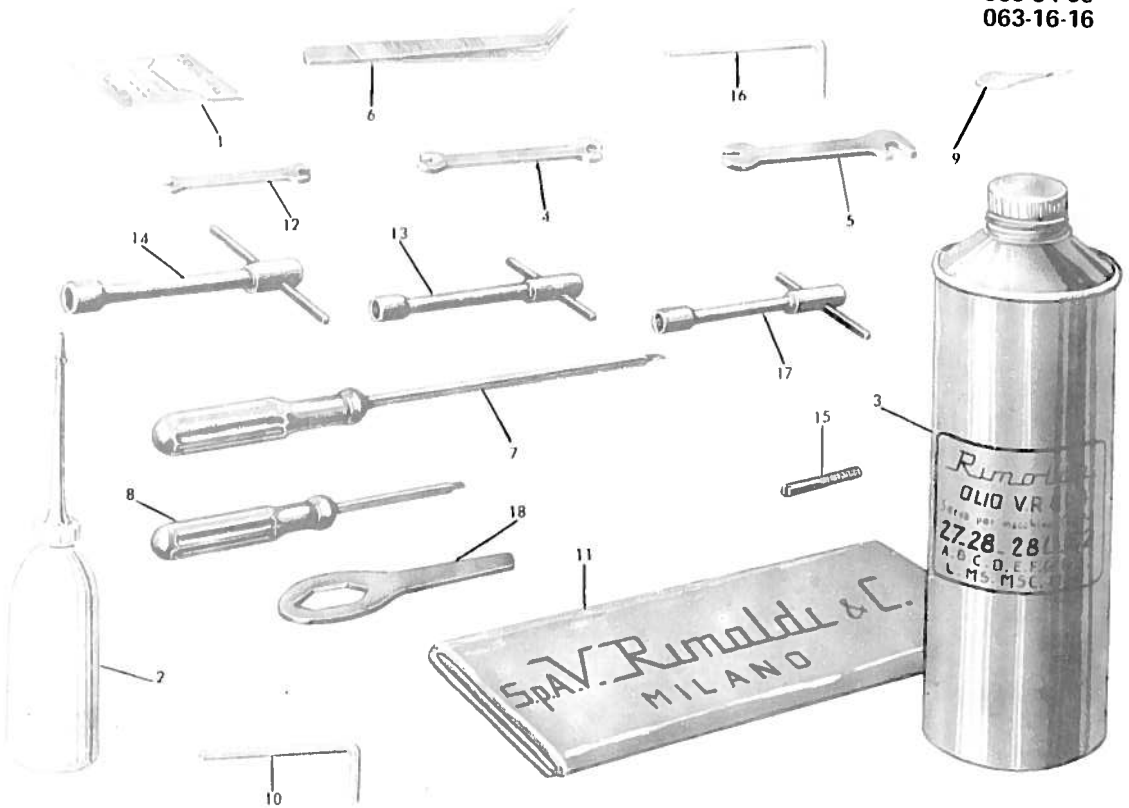
10



REF. N° RIF.	PART. N° DISEGNO N°	QUANT.	NOTES NOTE	REF. N° RIF.	PART. N° DISEGNO N°	QUANT.	NOTES NOTE	REF. N° RIF.	PART. N° DISEGNO N°	QUANT.	NOTES NOTE
1	731086-0-00	2		33	990035-3-10	1					
2	731295-0-00	4		34	990574-4-10	1					
3	990026-0-10	1		35	990644-4-10	1					
4	990082-0-10	5		36	900925-4-10	1					
5	990164-0-10	2		37	900323-0-10	4					
6	746203-4-00	4		38	900324-0-10	4					
7	990170-0-10	5		39	704009-0-00	4					
8	990178-0-10	1		40	746204-0-00	4					
9	990187-0-10	2		41	722902-2-00	4					
10	721475-2-00	2		42	704536-0-00	4					
11	743413-2-00	6		43	733008-0-00	8					
12	729013-2-00	2		44	733813-0-00	4					
13	721485-2-00	2		45	990296-2-10	4					
14	745126-2-00	2		46	990638-2-10	1					
15	740888-0-00	1		47	990636-2-10	1					
16	733510-4-00	3		48	900918-0-00	2					
17	746408-2-00	1		49	990927-0-00	1					
18	704009-0-00	1		50	990928-0-00	1					
19	704310-0-00	1		51	990930-0-00	1					
20	300340-0-10	6		52	720464-4-00	2					
21	990643-0-10	1		53	704009-4-00	2					
22	990645-0-10	1		54	900926-0-00	1					
23	990648-0-10	1		55	720545-4-00	1					
24	743541-2-00	1		56	733508-4-00	2					
25	990725-0-10	2									
26	990726-0-10	2									
27	900929-0-00	1									
28	720505-4-00	2									
29	990179-4-10	1									
30	990573-3-10	1									
31	990647-3-10	1									
32	900931-0-00	1									



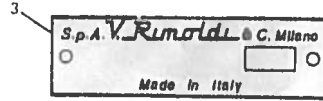
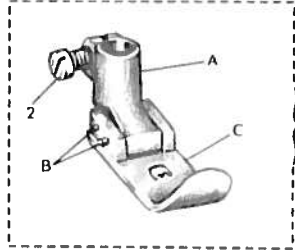
063-46-01  
 063-34-08  
 063-34-09  
 063-16-16



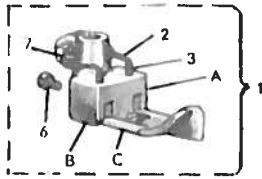
11

REF. N° RIF.	PART. N° DISEGNO N°	QUANT.	NOTES NOTE	REF. N° RIF.	PART. N° DISEGNO N°	QUANT.	NOTES NOTE	REF. N° RIF.	PART. N° DISEGNO N°	QUANT.	NOTES NOTE
1	RIM 63	1									
2	990019-0-10	1									
3	990074-1-10	1									
4	990173-0-10	1									
5	990174-0-10	1									
6	990176-0-10	1									
7	990181-0-10	1									
8	990182-0-10	1									
9	990188-0-10	1									
10	990685-0-10	1									
11	990518-0-11	1									
12	990585-0-10	1									
13	990586-0-10	1									
14	990587-0-10	1									
15	202476-0-10	1									
16	990639-0-10	1									
17	990640-0-10	1									
18	990641-0-10	1									

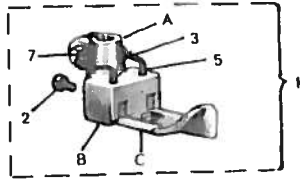
12



REF. N° RIF.	PART. N° DISEGNO N°	QUANT.	NOTES NOTE	REF. N° RIF.	PART. N° DISEGNO N°	QUANT.	NOTES NOTE	REF. N° RIF.	PART. N° DISEGNO N°	QUANT.	NOTES NOTE
1	302410-3-11	1									
2	741721-2-00	1									
3	784010-0-10	1									
A	300897-0-11	1									
B	706471-0-00	2									
C	302414-0-11	1									

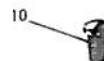
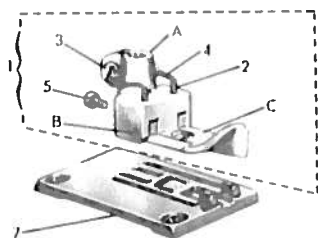


REF. N° RIF.	PART. N° DISEGNO N°	QUANT.	NOTES NOTE	REF. N° RIF.	PART. N° DISEGNO N°	QUANT.	NOTES NOTE	REF. N° RIF.	PART. N° DISEGNO N°	QUANT.	NOTES NOTE
1	302079-3-11	1									
2	300291-0-10	1									
3	306688-0-00	2									
4	302069-2-10	1									
5	302034-0-10	1									
6	741620-2-00	1									
7	741721-2-00	1									
8	784020-0-00	1									
A	302082-2-20	1									
B	706501-0-00	1									
C	300570-0-20	2									


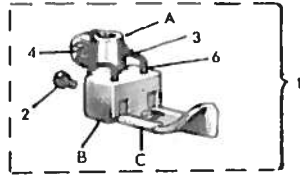


14

REF. N° RIF.	PART. N° DISEGNO N°	QUANT.	NOTES NOTE	REF. N° RIF.	PART. N° DISEGNO N°	QUANT.	NOTES NOTE	REF. N° RIF.	PART. N° DISEGNO N°	QUANT.	NOTES NOTE
1	300583-3-11	1									
2	741620-2-00	1									
3	300291-0-11	1									
4	300576-0-10	1									
5	306688-0-00	2									
6	784021-0-10	1									
7	741721-2-00	1									
8	302408-2-10	1									
A	300588-2-20	1									
B	706501-0-00	1									
C	300570-0-20	2									



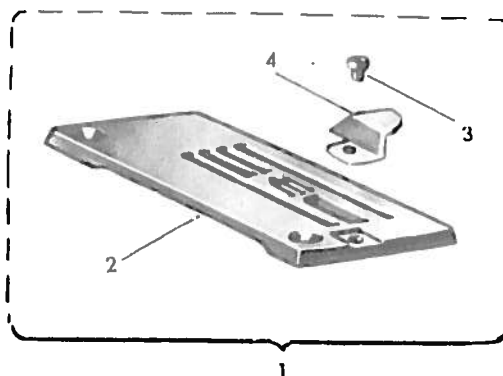
REF. N° RIF.	PART. N° DISEGNO N°	QUANT.	NOTES NOTE	REF. N° RIF.	PART. N° DISEGNO N°	QUANT.	NOTES NOTE	REF. N° RIF.	PART. N° DISEGNO N°	QUANT.	NOTES NOTE
1	300649-3-11	1									
2	306688-0-00	2									
3	741721-2-00	1									
4	300291-0-11	1									
5	741620-2-00	1									
6	784022-0-10	1									
7	302437-2-10	1									
8	300447-0-10	1									
9	300232-0-10	1									
10	302354-0-10	2									
A	300657-2-20	1									
B	300289-0-10	1									
C	300284-0-20	2									



16

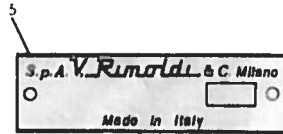
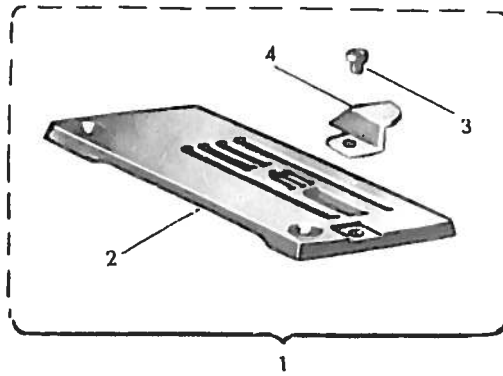


REF. N° RIF.	PART. N° DISEGNO N°	QUANT.	NOTES NOTE	REF. N° RIF.	PART. N° DISEGNO N°	QUANT.	NOTES NOTE	REF. N° RIF.	PART. N° DISEGNO N°	QUANT.	NOTES NOTE
1	302459-3-11	1									
2	741620-2-00	1									
3	300291-0-11	1									
4	741721-2-00	1									
5	784023-0-10	1									
6	306688-0-00	2									
7	302455-2-10	1									
8	300576-0-10	1									
A	302462-2-20	1									
B	706501-0-00	1									
C	300570-0-20	2									



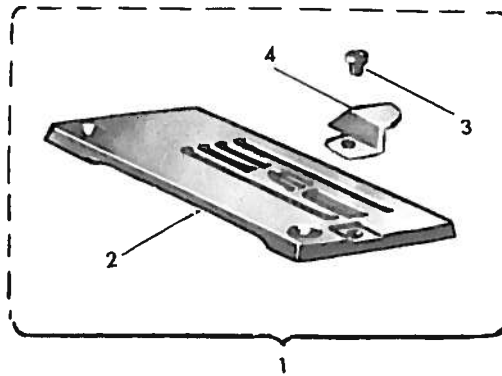
REF. N° RIF.	PART. N° DISEGNO N°	QUANT.	NOTES NOTE	REF. N° RIF.	PART. N° DISEGNO N°	QUANT.	NOTES NOTE	REF. N° RIF.	PART. N° DISEGNO N°	QUANT.	NOTES NOTE
1	302067-4-10	1									
2	302066-0-10	1									
3	300952-0-10	1									
4	300501-0-10	1									
5	784040-0-00	1									





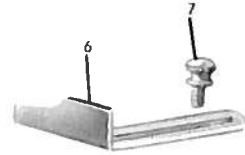
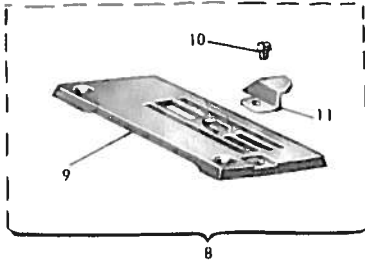
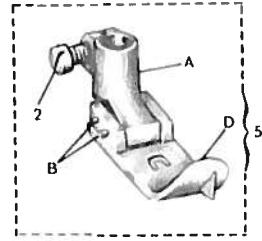
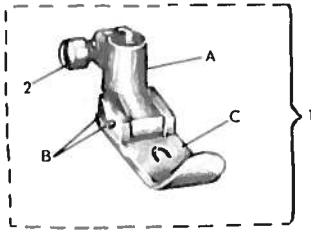


18

REF. N° RIF.	PART. N° DISEGNO N°	QUANT.	NOTES NOTE	REF. N° RIF.	PART. N° DISEGNO N°	QUANT.	NOTES NOTE	REF. N° RIF.	PART. N° DISEGNO N°	QUANT.	NOTES NOTE
1	302406-4-10	1									
2	302405-0-10	1									
3	300578-0-10	1									
4	300952-0-10	1									
5	784041-0-10	1									

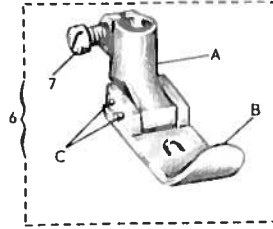
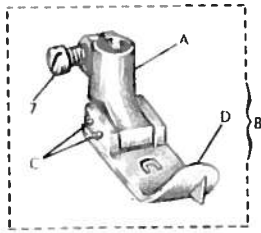
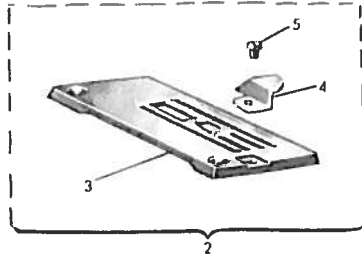


REF. N° RIF.	PART. N° DISEGNO N°	QUANT.	NOTES NOTE	REF. N° RIF.	PART. N° DISEGNO N°	QUANT.	NOTES NOTE	REF. N° RIF.	PART. N° DISEGNO N°	QUANT.	NOTES NOTE
1	302453-4-10	1									
2	300952-0-10	1									
3	300578-0-10	1									
4	302452-0-10	1									
5	784042-0-10	1									



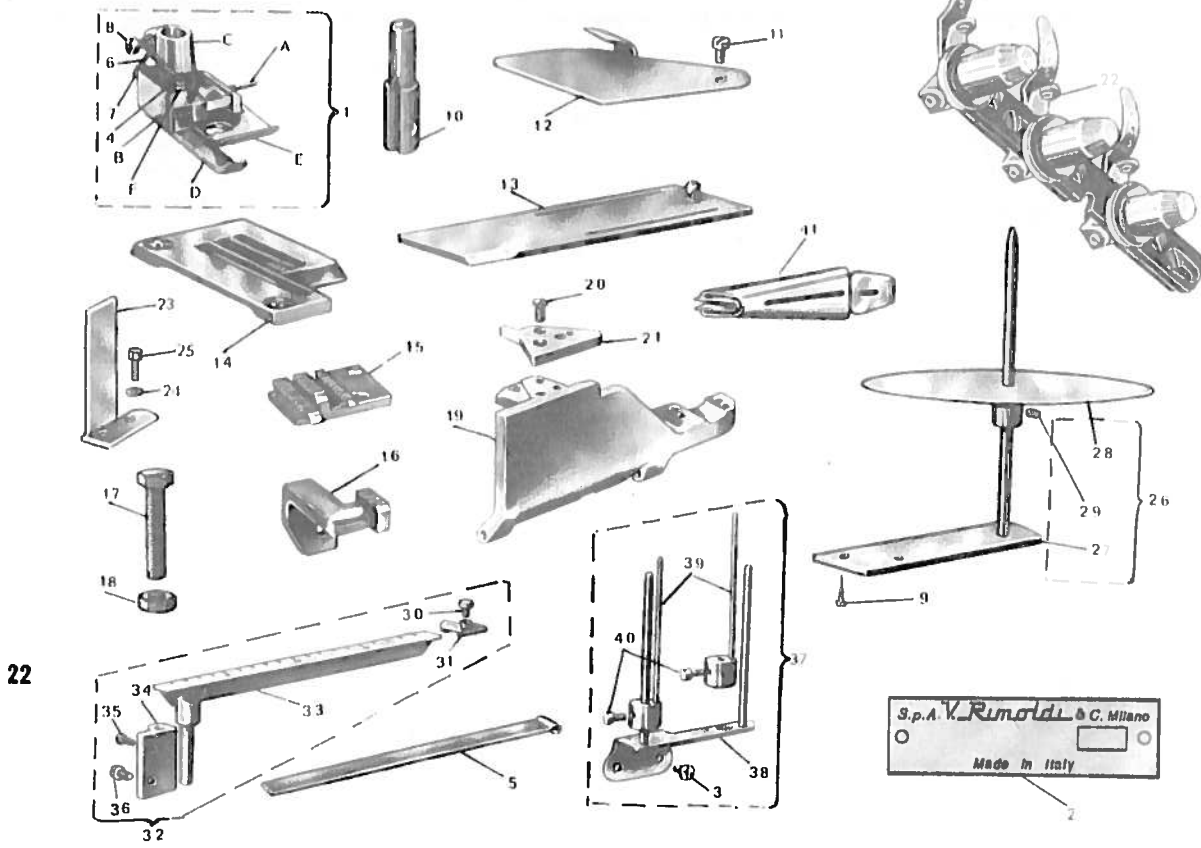
20

REF. N° RIF.	PART. N° DISEGNO N°	QUANT.	NOTES NOTE	REF. N° RIF.	PART. N° DISEGNO N°	QUANT.	NOTES NOTE	REF. N° RIF.	PART. N° DISEGNO N°	QUANT.	NOTES NOTE
1	301004-3-11	1									
2	741721-2-00	2									
3	784043-0-10	1									
4	302106-0-10	1									
5	301012-3-11	1									
6	301050-0-10	1									
7	300917-0-10	1									
8	302499-4-10	1									
9	302498-0-10	1									
10	300952-0-10	1									
11	302513-0-10	1									
12	302487-0-10	1									
13	302491-0-10	1									
A	300897-0-11	2									
B	706461-0-00	4									
C	301030-0-11	1									
D	301031-2-11	1									



REF. N° RIF.	PART. N° DISEGNO N°	QUANT.	NOTES NOTE	REF. N° RIF.	PART. N° DISEGNO N°	QUANT.	NOTES NOTE	REF. N° RIF.	PART. N° DISEGNO N°	QUANT.	NOTES NOTE
1	302481-2-10	1									
2	302706-4-10	1									
3	302705-0-10	1									
4	302513-0-10	1									
5	300952-0-10	1									
6	302600-3-10	1									
7	741721-2-00	1									
8	302601-3-10	1									
9	784044-0-10	1									
A	300897-0-11	2									
B	302604-0-11	1									
C	706461-0-00	4									
D	302605-2-11	1									


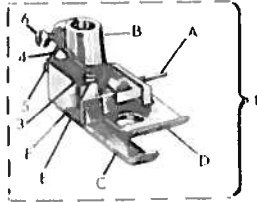
**063-16-01**  
(063-46-01)



22

Per trasformare una macchina 063-16-01 in macchina 063-16-12 vedere tav. 66-67  
To convert a 063-16-01 machine to a 063-16-12 machine see table 66-67

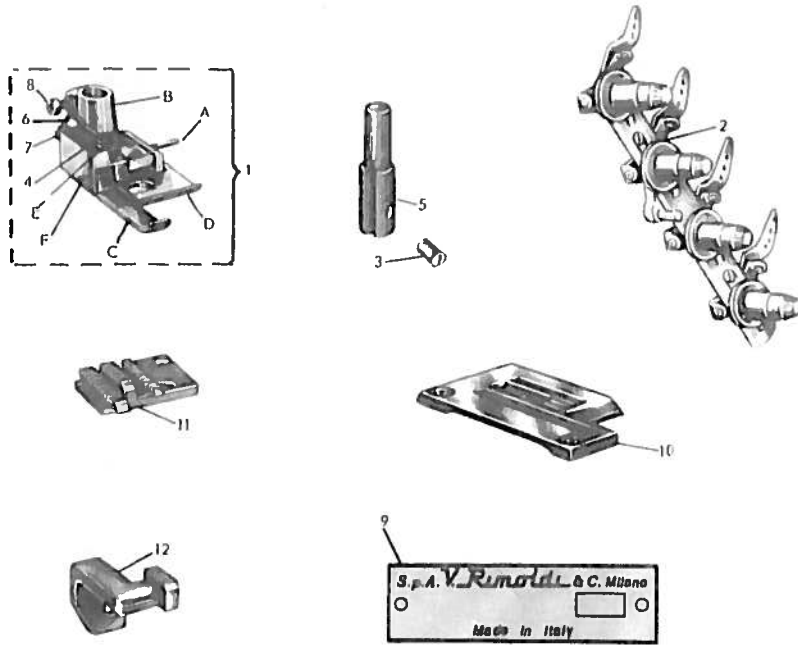
REF. N° RIF.	PART. N° DISEGNO N°	QUANT.	NOTES NOTE	REF. N° RIF.	PART. N° DISEGNO N°	QUANT.	NOTES NOTE	REF. N° RIF.	PART. N° DISEGNO N°	QUANT.	NOTES NOTE
1	300110-3-11	1		33	930134-2-10	1					
2	784080-0-10	1		34	930074-0-10	1					
3	721486-2-00	2		35	990596-0-10	1					
4	741414-2-00	1		36	742041-0-00	2					
5	930105-0-10	1		37	930000-4-10	1					
6	300119-0-11	1		38	930006-2-10	1					
7	721411-2-00	1		39	930004-2-10	2					
8	741721-2-00	1		40	930096-0-10	2					
9	731295-0-00	2		41	761005-0-00	1					
10	301750-2-10	1		42	744676-2-00	1					
11	741658-2-00	1		A	300120-0-10	1					
12	300126-0-10	1		B	300118-0-10	1					
13	301794-2-10	1		C	300112-0-11	1					
14	301759-0-10	1		D	300113-0-11	1					
15	300102-0-10	1		E	300115-0-11	1					
16	300104-0-10	1		F	300117-0-11	1					
17	740251-0-00	1									
18	746002-2-00	1									
19	301782-0-10	1									
20	721433-2-00	2									
21	300121-0-10	1									
22	301799-4-10	1									
23	300129-0-10	1									
24	704216-2-00	2									
25	740245-2-00	2									
26	990563-4-10	1									
27	990558-2-10	1									
28	990560-2-10	1									
29	727245-2-00	2									
30	930075-0-10	1									
31	930072-2-10	1									
32	930070-4-10	1									



2


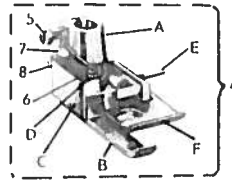
RIF. N° RIF.	PART. N° DISEGNO N°	QUANT.	NOTES NOTE	REF. N° RIF.	PART. N° DISEGNO N°	QUANT.	NOTES NOTE	REF. N° RIF.	PART. N° DISEGNO N°	QUANT.	NOTES NOTE
1	300147-3-11	1									
2	784081-0-10	1									
3	741414-2-00	1									
4	300119-0-11	1									
5	721411-2-00	1									
6	721721-2-00	1									
7	302430-2-10	1									
8	301761-0-10	1									
A	300120-0-10	1									
B	300112-0-11	1									
C	300113-0-11	1									
D	300153-0-11	1									
E	300117-0-11	1									
F	300118-0-10	1									






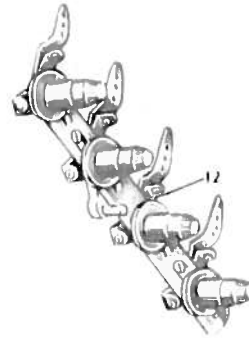
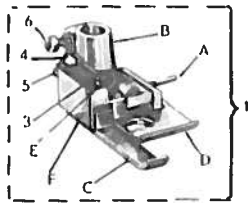
Per trasformare una macchina 063-16-04 in macchina 063-16-05 vedere tav. 66 67  
To convert a 063 16 04 machine to a 063-16-05 machine see table 66 67

REF. N° RIF.	PART. N° DISEGNO N°	QUANT.	NOTES NOTE	REF. N° RIF.	PART. N° DISEGNO N°	QUANT.	NOTES NOTE	REF. N° RIF.	PART. N° DISEGNO N°	QUANT.	NOTES NOTE
1	300146-3-11	1									
2	301801-4-10	1									
3	300290-0-10	2									
4	741414-2-00	1									
5	302017-2-10	1									
6	300119-0-11	1									
7	721411-2-00	1									
8	741721-2-00	1									
9	784083-0-10	1									
10	301762-0-10	1									
11	300134-0-10	1									
12	300135-0-10	1									
A	300120-0-10	1									
B	300112-0-11	1									
C	300113-0-11	1									
D	300152-0-11	1									
E	300117-0-11	1									
F	300118-0-10	1									



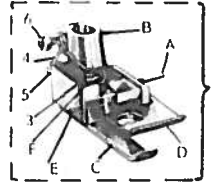
Per trasformare una macchina 063-16-06 in macchina 063-16-07 vedere tav. 66-67  
To convert a 063 16 06 machine to a 063 16 07 machine see table 66-67

REF. N° RIF.	PART. N° DISEGNO N°	QUANT.	NOTES NOTE	REF. N° RIF.	PART. N° DISEGNO N°	QUANT.	NOTES NOTE	REF. N° RIF.	PART. N° DISEGNO N°	QUANT.	NOTES NOTE
1	301763-0-10	1									
2	701751-2-10	1									
3	784085-0-10	1									
4	300144-3-11	1									
5	741721-2-00	1									
6	741414-2-00	1									
7	300119-0-11	1									
8	721411-2-00	1									
A	300112-0-11	1									
B	300113-0-11	1									
C	300117-0-11	1									
D	300118-0-10	1									
E	300120-0-10	1									
F	300151-0-11	1									



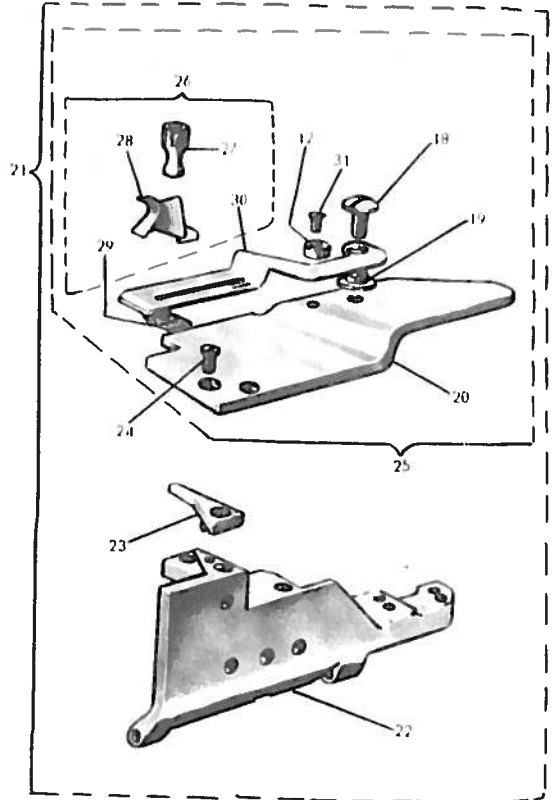

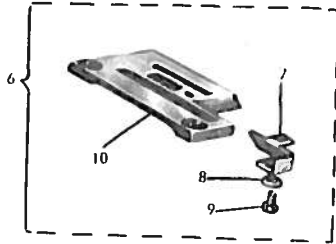
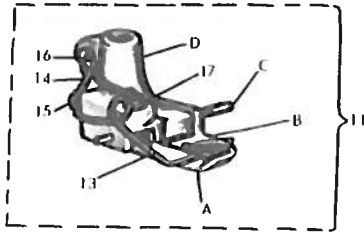
Per trasformare una macchina 063-16-08 in macchina 063-16-09 vedere tav. 66-67  
To convert a 063-16-08 machine to a 063-16-09 machine see table 66-67

REF. N° RIF.	PART. N° DISEGNO N°	QUANT.	NOTES NOTE	REF. N° RIF.	PART. N° DISEGNO N°	QUANT.	NOTES NOTE	REF. N° RIF.	PART. N° DISEGNO N°	QUANT.	NOTES NOTE
1	300111-3-11	1									
2	784087-0-10	1									
3	741414-2-00	1									
4	300119-0-11	1									
5	721411-2-00	1									
6	741721-2-00	1									
7	302400-2-10	1									
8	301764-0-10	1									
9	300133-0-10	1									
10	300135-0-10	1									
11	300290-0-10	1									
12	301801-4-10	1									
A	300120-0-10	1									
B	300112-0-11	1									
C	300113-0-11	1									
D	300116-0-11	1									
E	300117-0-11	1									
F	300118-0-10	1									



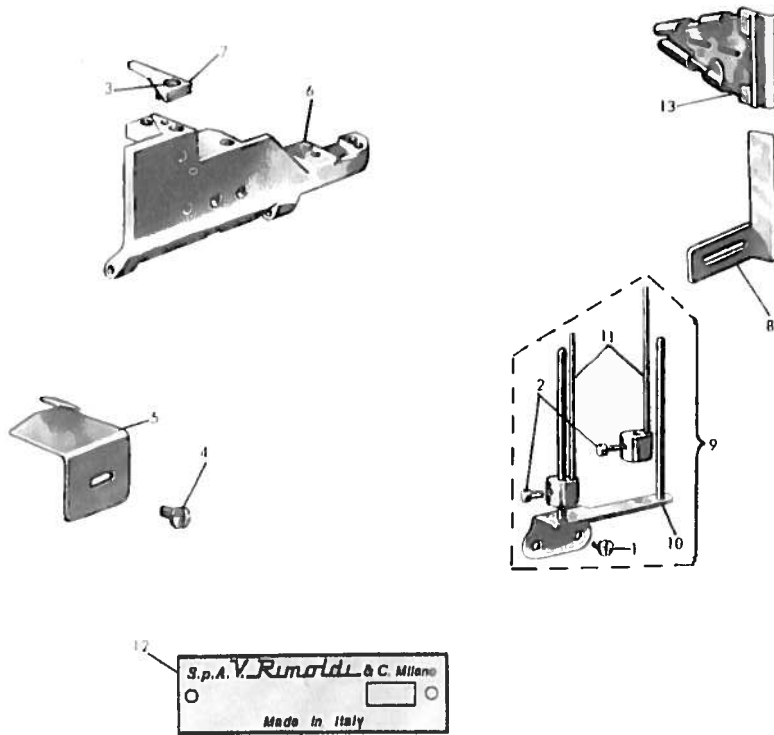
Per trasformare una macchina 063-16-10 in macchina 063-16-11 vedere tav. 66-67  
To convert a 063-16-10 machine to a 063-16-11 machine see table 66-67

RIF. N° RIF.	PART. N° DISEGNO N°	QUANT.	NOTES NOTE	RIF. N° RIF.	PART. N° DISEGNO N°	QUANT.	NOTES NOTE	RIF. N° RIF.	PART. N° DISEGNO N°	QUANT.	NOTES NOTE
1	300145-3-11	1									
2	784089-0-10	1									
3	741414-2-00	1									
4	300119-0-11	1									
5	721411-2-00	1									
6	741721-2-00	1									
7	302481-2-10	1									
8	301765-0-10	1									
A	300120-0-10	1									
B	300112-0-11	1									
C	300113-0-11	1									
D	300177-0-11	1									
E	300117-0-11	1									
F	300118-0-10	1									



S.p.A. *V. Remoldi & C. Milano*  
Made in Italy

REF. N° RIF.	PART. N° DISEGNO N°	QUANT.	NOTES NOTE	REF. N° RIF.	PART. N° DISEGNO N°	QUANT.	NOTES NOTE	REF. N° RIF.	PART. N° DISEGNO N°	QUANT.	NOTES NOTE
1	784092-0-10	1		B	301777-0-11	1					
2	301754-0-10	1		C	300120-0-10	1					
3	301756-0-10	1		D	300112-0-11	1					
4	303214-2-10	1									
5	303202-2-10	1									
6	301767-0-10	1									
7	301768-0-10	1									
8	704104-2-00	1									
9	740210-2-00	1									
10	301766-0-10	1									
11	301769-3-11	1									
12	300710-0-10	1									
13	301781-0-10	1									
14	300119-0-11	1									
15	721421-2-00	1									
16	741721-2-00	1									
17	741414-2-00	1									
18	300406-0-10	1									
19	300683-0-10	1									
20	300062-0-10	1									
21	301806-5-11	1									
22	303208-0-10	1									
23	300065-0-10	1									
24	744636-2-00	3									
25	301805-4-10	1									
26	301804-4-10	1									
27	300069-0-10	1									
28	301803-2-10	1									
29	300072-2-10	1									
30	300077-0-10	1									
31	744634-0-00	1									
A	301773-3-11	1									



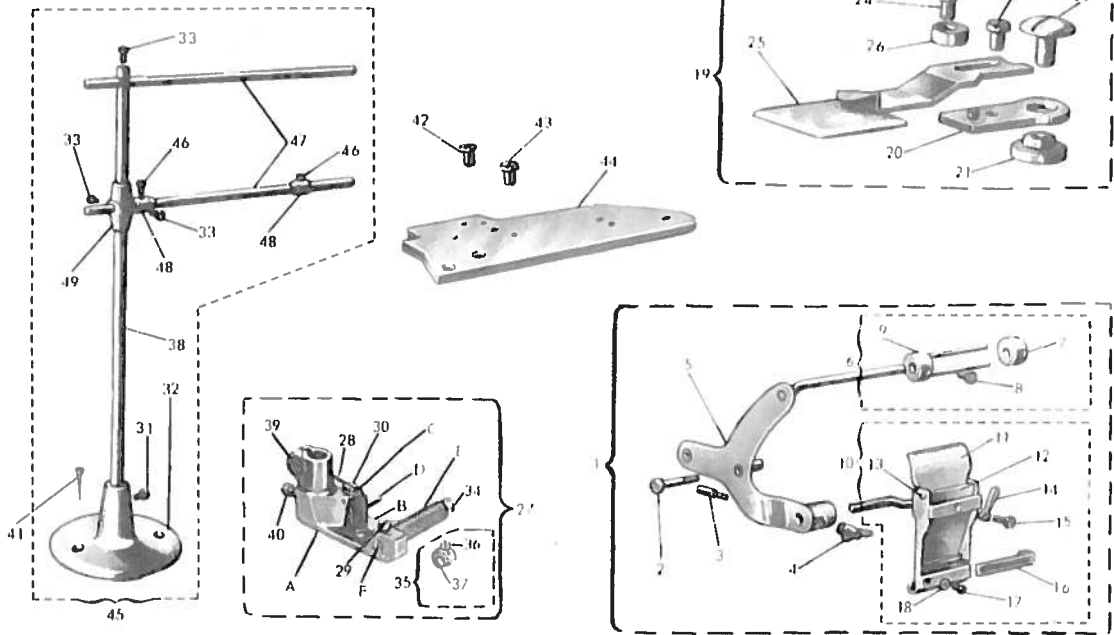
REF. N° RIF.	PART. N° DISEGNO N°	QUANT.	NOTES NOTE	REF. N° RIF.	PART. N° DISEGNO N°	QUANT.	NOTES NOTE	REF. N° RIF.	PART. N° DISEGNO N°	QUANT.	NOTES NOTE
1	721486-2-00	2									
2	930096-0-10	2									
3	744636-2-00	1									
4	300483-0-10	1									
5	300163-0-10	1									
6	303208-0-11	1									
7	300065-2-10	1									
8	300173-0-10	1									
9	930007-4-10	1									
10	930025-2-10	1									
11	930013-2-10	2									
12	784093-0-10	1									
13	095-D	1	vedi tabelle GUIDE								



063-16-15

063-30-08

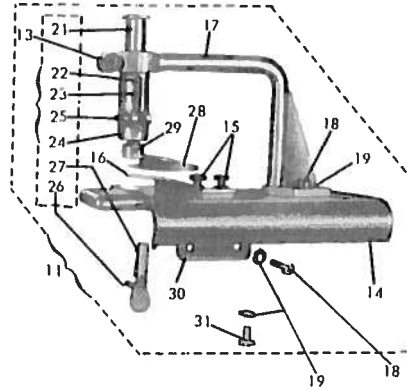
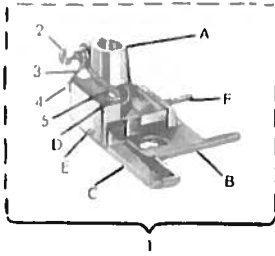
(063 16 01)



S.p.A. *V. Zanardi & C. Milano*  
 Made in Italy

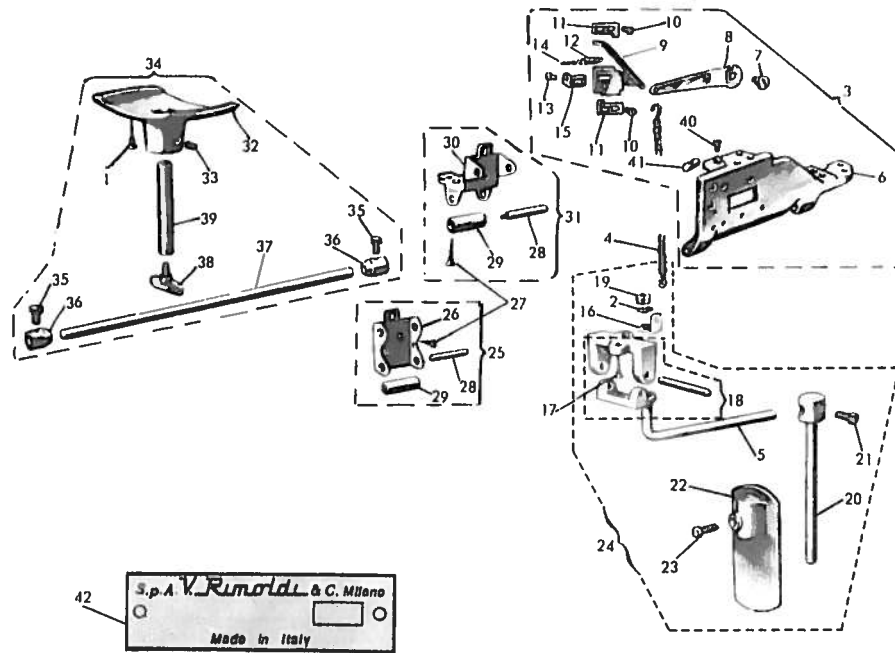
50 51

REF. N° RIF.	PART. N° DISEGNO N°	QUANT.	NOTES NOTE	REF. N° RIF.	PART. N° DISEGNO N°	QUANT.	NOTES NOTE	REF. N° RIF.	PART. N° DISEGNO N°	QUANT.	NOTES NOTE
1	930283-4-10	1		33	729013-2-00	3					
2	930281-0-10	2		34	700205-0-00	1					
3	930067-0-10	1		35	300673-4-11	1					
4	930136-0-10	1		36	741425-2-00	1					
5	930300-3-10	1		37	300672-0-11	1					
6	930091-4-10	1		38	990592-0-10	1					
7	930094-0-10	1		39	741721-2-00	1					
8	930096-0-10	2		40	721411-2-00	1					
9	930040-2-10	1		41	731295-0-00	2					
10	930310-4-10	1		42	744636-2-00	1					
11	930307-3-10	1		43	744696-0-00	1					
12	930112-2-10	1		44	300155-0-10	1					
13	930117-0-10	1		45	990650-4-11	1					
14	930308-0-10	1		46	990596-0-10	2					
15	930119-0-10	1		47	990593-0-10	2					
16	930121-0-10	1		48	990594-0-10	2					
17	741519-0-00	1		49	990595-0-10	1					
18	704104-2-00	1		50	784094-0-10	1					
19	300786-4-10	1		51	784167-0-10	1					
20	300686-2-10	1		A	306714-0-00	1					
21	300683-0-10	1		B	306713-0-00	1					
22	300406-0-10	1		C	300757-0-11	1					
23	741913-4-10	1		D	300758-0-10	1					
24	744634-0-00	1		E	300763-0-11	1					
25	300782-2-10	1		F	300676-0-10	1					
26	300710-0-10	1									
27	306715-3-00	1									
28	300119-0-10	1									
29	740210-2-00	1									
30	741414-2-00	1									
31	721485-2-00	1									
32	990164-0-10	1									



12

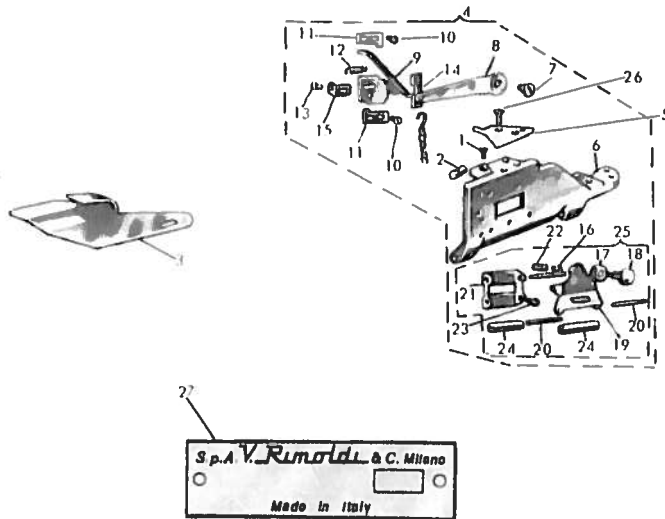
REF. N° RIF.	PART. N° DISEGNO N°	QUANT.	NOTES NOTE	REF. N° RIF.	PART. N° DISEGNO N°	QUANT.	NOTES NOTE	REF. N° RIF.	PART. N° DISEGNO N°	QUANT.	NOTES NOTE
1	302933-3-11	1		B	302935-0-11	1					
2	741721-2-00	1		C	302934-0-11	1					
3	300119-0-11	1		D	300117-0-11	1					
4	721411-2-00	1		E	302936-0-10	1					
5	741414-2-00	1		F	300120-0-10	1					
6	302932-0-10	1									
7	302930-0-10	1									
8	302931-0-10	1									
9	301794-2-10	1									
10	302942-0-10	1									
11	302955-5-10	1									
12	784095-0-10	1									
13	721486-2-00	1									
14	302938-3-10	1									
15	300917-0-10	2									
16	302945-2-10	1									
17	302961-3-10	1									
18	721475-2-00	4									
19	704409-0-00	6									
20	302954-4-10	1									
21	302948-0-10	1									
22	302964-0-10	1									
23	302957-0-10	1									
24	302959-2-10	1									
25	990584-0-10	1									
26	302956-0-10	1									
27	302962-0-10	1									
28	302953-2-10	1									
29	745013-0-00	2									
30	302950-0-10	1									
31	740237-0-00	2									
A	300112-0-11	1									



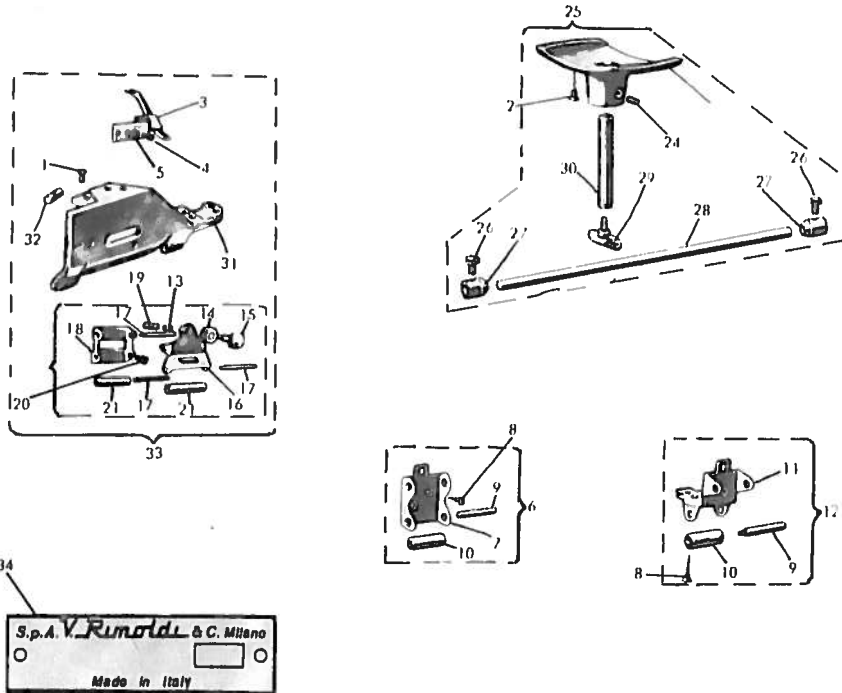
Per trasformare una macchina 063-17-01 in macchina 063-17-02 vedere tav. 66-67  
To convert a 063-17-01 machine to a 063-17-02 machine see table 66-67

32

REF. N° RIF.	PART. N° DISEGNO N°	QUANT.	NOTES NOTE	REF. N° RIF.	PART. N° DISEGNO N°	QUANT.	NOTES NOTE	REF. N° RIF.	PART. N° DISEGNO N°	QUANT.	NOTES NOTE
1	731295-0-00	4		33	727076-0-00	1					
2	703008-0-00	1		34	990565-4-10	1					
3	301785-4-11	1		35	990596-0-10	2					
4	920038-4-10	1		36	990594-0-10	2					
5	920039-0-10	1		37	990593-0-10	1					
6	301784-0-10	1		38	990569-2-10	1					
7	930056-0-10	1		39	990566-0-10	1					
8	300161-0-10	1		40	741559-2-00	1					
9	930043-3-10	1		41	300274-0-10	1					
10	721443-2-00	4		42	784120-0-10	1					
11	930035-0-10	2									
12	300158-0-10	2									
13	721423-0-00	1									
14	702063-0-00	1									
15	930058-0-10	1									
16	920043-0-10	1									
17	731265-0-00	2									
18	920034-2-10	1									
19	746409-2-00	1									
20	920150-0-10	1									
21	740035-0-00	1									
22	920014-0-10	1									
23	740565-0-00	1									
24	920035-4-10	1									
25	930030-4-10	1									
26	930029-2-10	1									
27	731263-0-00	5									
28	930009-0-10	4									
29	930054-0-10	4									
30	930032-2-10	1									
31	930033-4-10	1									
32	990564-0-10	1									



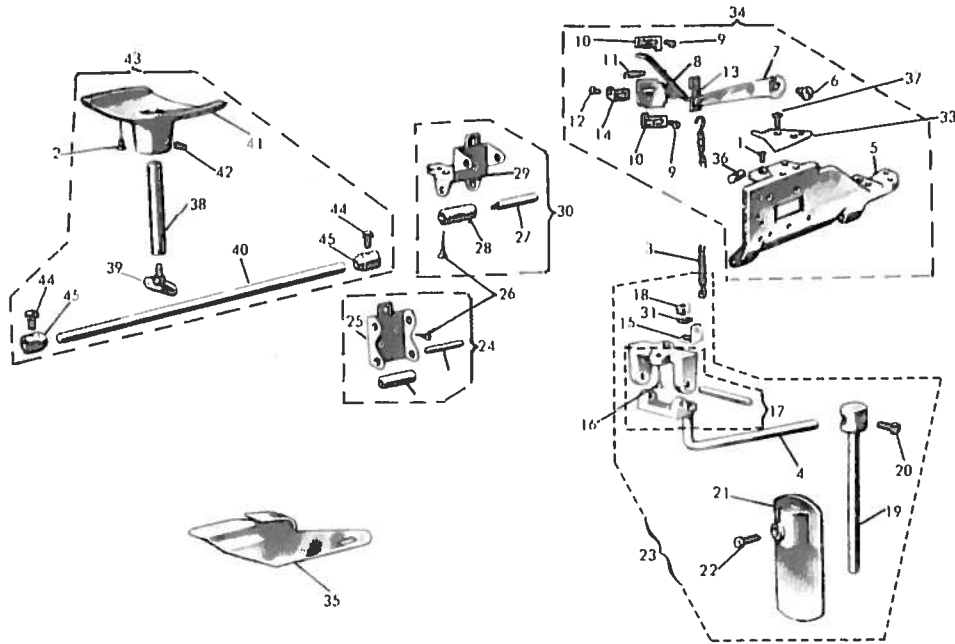
REF. N° RIF.	PART. N° DISEGNO N°	QUANT.	NOTES NOTE	REF. N° RIF.	PART. N° DISEGNO N°	QUANT.	NOTES NOTE	REF. N° RIF.	PART. N° DISEGNO N°	QUANT.	NOTES NOTE
1	741559-2-00	1									
2	300274-0-10	1									
3	300167-0-10	1									
4	301786-4-11	1									
5	300156-0-10	1									
6	301784-0-10	1									
7	930056-0-10	1									
8	300162-0-10	1									
9	930047-3-10	1									
10	721443-2-00	4									
11	930035-0-10	2									
12	300158-0-10	1									
13	721423-0-00	1									
14	300178-0-10	1									
15	930059-0-10	1									
16	930016-0-10	1									
17	930015-0-10	1									
18	930014-0-10	1									
19	930019-2-10	1									
20	930011-0-10	3									
21	930034-0-10	1									
22	930055-0-10	1									
23	924422-2-00	1									
24	930026-0-10	2									
25	930053-4-10	1									
26	741715-0-00	1									
27	784122-0-10	1									



Per trasformare una macchina 063-17-04 in macchina 063 17 05 vedere tav. 66 67  
To convert a 063-17-04 machine to a 063 17 05 machine see table 66 67

34

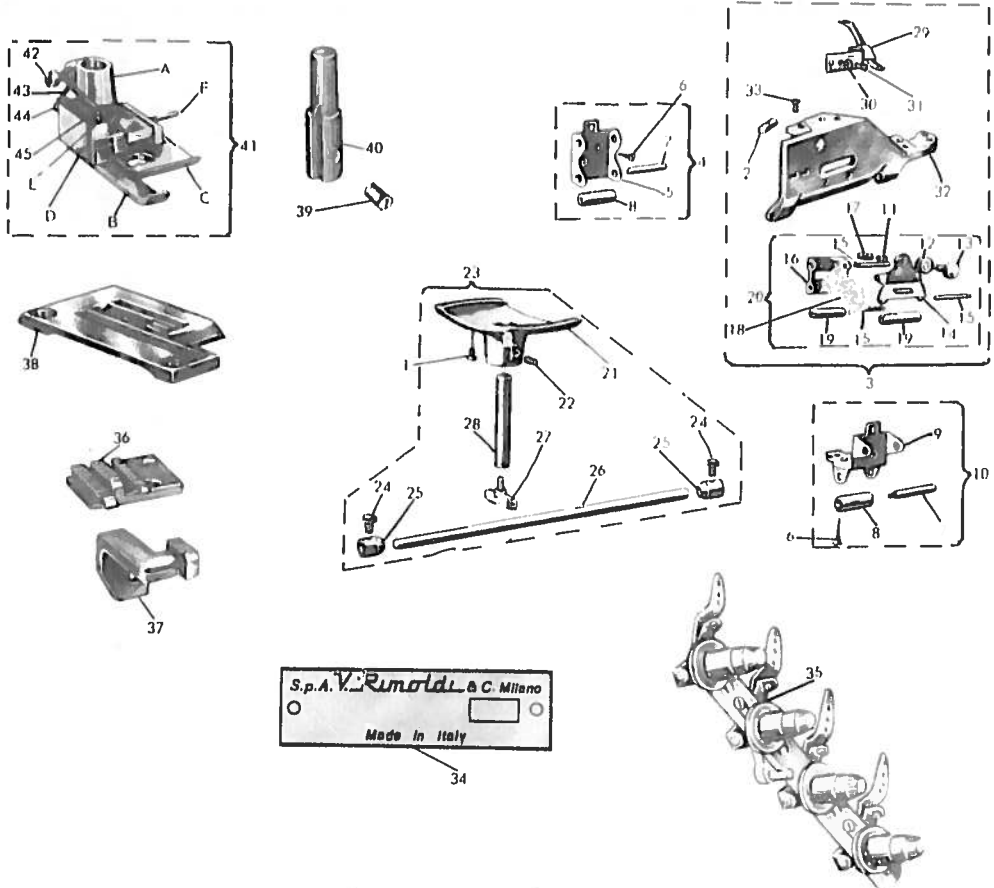
REF. N° RIF.	PART. N° DISEGNO N°	QUANT.	NOTES NOTE	REF. N° RIF.	PART. N° DISEGNO N°	QUANT.	NOTES NOTE	REF. N° RIF.	PART. N° DISEGNO N°	QUANT.	NOTES NOTE
1	741559-2-00	1		33	301788-4-11	1					
2	731295-0-00	2		34	784123-0-10	1					
3	930041-2-00	1									
4	741579-0-00	2									
5	704302-4-00	2									
6	930030-4-10	1									
7	930029-2-10	1									
8	731263-0-00	4									
9	930009-0-10	4									
10	930054-0-10	4									
11	930032-2-10	1									
12	930033-4-10	1									
13	930016-0-10	1									
14	930015-0-10	1									
15	930014-0-10	1									
16	930019-2-10	1									
17	930011-0-10	3									
18	930034-0-10	1									
19	930055-0-10	1									
20	724422-2-00	1									
21	930026-0-10	2									
22	930053-4-10	1									
23	990564-0-10	1									
24	727076-0-00	1									
25	990565-4-10	1									
26	990596-0-10	2									
27	990594-0-10	2									
28	990593-0-10	1									
29	990569-2-10	1									
30	990566-0-10	1									
31	301787-0-11	1									
32	300274-0-10	1									



32 **S.p.A. V. Remoldi & C. Milano**  
O   O  
Made in Italy

REF. N° RIF.	PART. N° DISEGNO N°	QUANT.	NOTES NOTE	REF. N° RIF.	PART. N° DISEGNO N°	QUANT.	NOTES NOTE	REF. N° RIF.	PART. N° DISEGNO N°	QUANT.	NOTES NOTE
1	741559-2-00	1		33	300156-0-10	1					
2	731295-0-00	2		34	301786-4-10	2					
3	920038-4-10	1		35	300167-0-10	1					
4	920039-0-10	1		36	300274-0-10	1					
5	301784-0-10	1		37	741715-0-00	1					
6	930056-0-10	1		38	990566-0-10	1					
7	300162-0-10	1		39	990569-2-10	1					
8	930047-3-10	1		40	990593-0-10	1					
9	721443-2-00	4		41	990564-0-10	1					
10	930035-0-10	2		42	727076-0-00	1					
11	300158-0-10	1		43	990565-4-10	1					
12	721423-0-00	1		44	990596-0-10	2					
13	300178-0-10	1		45	990594-0-10	1					
14	930059-0-10	1									
15	920043-0-10	1									
16	731265-0-00	2									
17	930034-2-10	1									
18	746409-2-00	1									
19	920150-0-10	1									
20	740035-0-00	1									
21	920014-0-10	1									
22	740565-0-00	1									
23	930035-4-10	1									
24	930030-4-10	1									
25	930029-2-10	1									
26	731263-0-10	5									
27	930009-0-10	4									
28	930054-0-10	4									
29	930032-2-10	1									
30	930033-4-10	1									
31	703008-0-00	1									
32	784125-0-10	1									

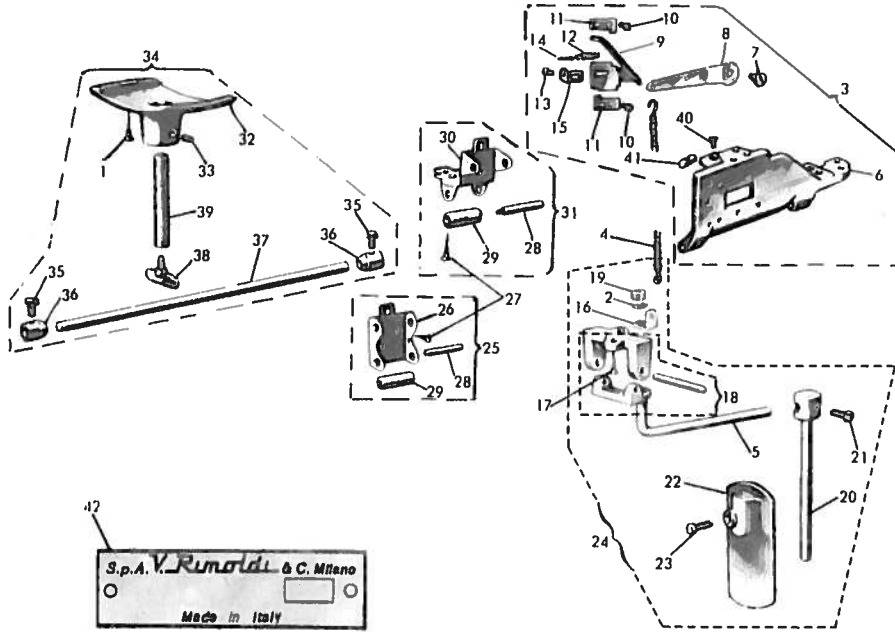




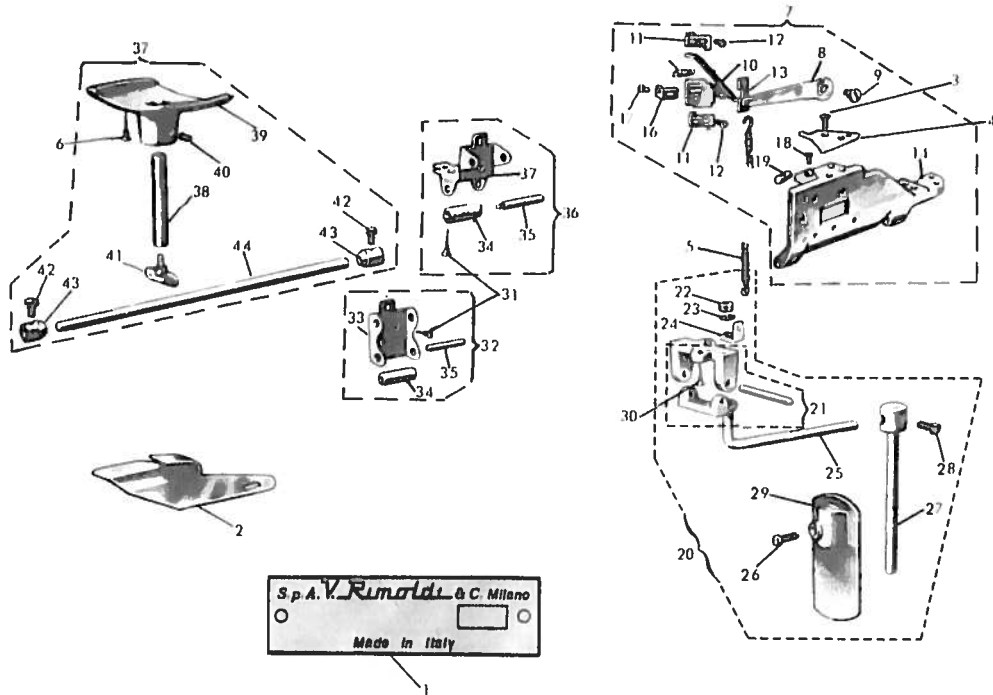
Per trasformare una macchina 063-17-07 in macchina 063-17-08 vedere tav. 66-67  
To convert a 063-17-07 machine to a 063-17-08 machine see table 66-67

36

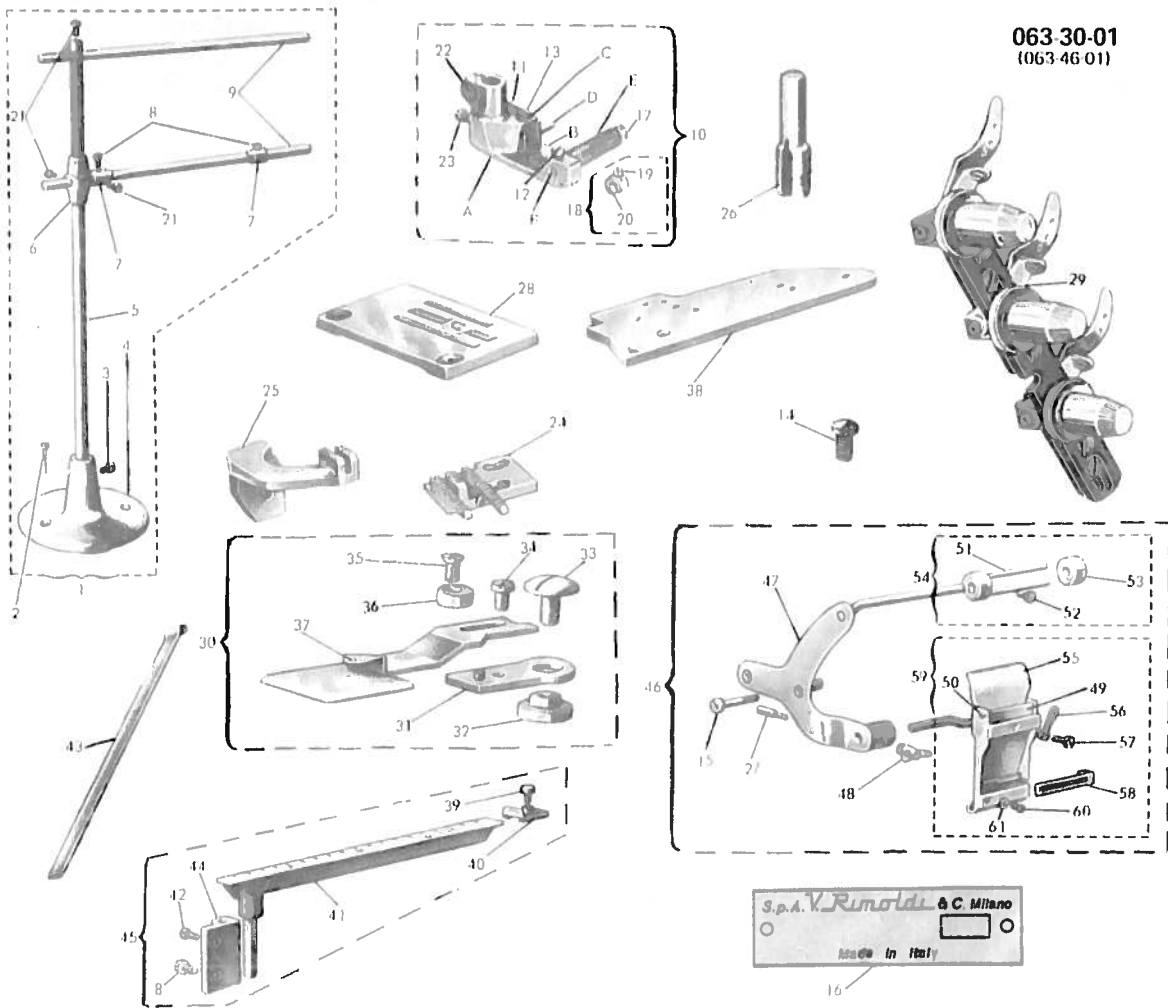
REF. N° RIF.	PART. N° DISEGNO N°	QUANT.	NOTES NOTE	REF. N° RIF.	PART. N° DISEGNO N°	QUANT.	NOTES NOTE	REF. N° RIF.	PART. N° DISEGNO N°	QUANT.	NOTES NOTE
1	731295-0-00	1		33	741559-2-00	1					
2	300274-0-10	1		34	784126-0-10	1					
3	301788-4-10	1		35	301801-4-10	1					
4	930030-4-10	1		36	300133-0-10	1					
5	930029-2-10	1		37	300135-0-10	1					
6	731263-0-00	5		38	301764-0-10	1					
7	930009-0-10	4		39	300290-0-10	1					
8	930054-0-10	4		40	302400-2-10	1					
9	930032-2-10	1		41	300111-3-1	1					
10	930033-4-10	1		42	741721-2-00	1					
11	930016-0-10	1		43	300119-0-11	1					
12	930015-0-10	1		44	721411-2-00	1					
13	930014-0-10	1		45	741414-2-00	1					
14	930019-2-10	1		A	300112-0-11	1					
15	930011-0-10	3		B	300113-0-11	1					
16	930034-0-10	1		C	300115-0-11	1					
17	930055-0-10	1		D	300117-0-11	1					
18	724422-2-00	1		E	300118-0-10	1					
19	930026-0-10	2		F	300120-0-10	1					
20	930053-4-10	1									
21	990564-0-10	1									
22	727076-0-00	1									
23	990565-4-10	1									
24	990596-0-10	2									
25	990594-0-10	2									
26	990593-0-10	1									
27	990562-0-10	1									
28	990566-0-10	1									
29	930041-2-10	1									
30	741579-0-00	2									
31	704302-4-00	2									
32	301787-0-11	1									



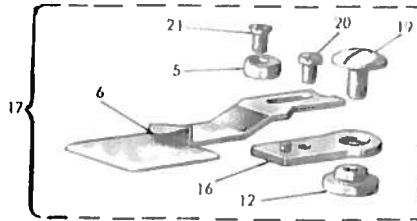
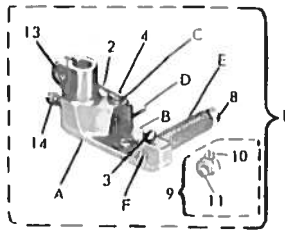
RIF. N° RIF.	PART. N° DISEGNO N°	QUANT.	NOTES NOTE	RIF. N° RIF.	PART. N° DISEGNO N°	QUANT.	NOTES NOTE	RIF. N° RIF.	PART. N° DISEGNO N°	QUANT.	NOTES NOTE
1	731295-0-00	4		33	727076-0-00	1					
2	703008-0-00	1		34	990565-4-10	1					
3	301785-4-11	1		35	990596-0-10	2					
4	920038-4-10	1		36	990594-0-10	2					
5	920039-0-10	1		37	990593-0-10	1					
6	301784-0-10	1		38	990569-2-10	1					
7	930056-0-10	1		39	990566-0-10	1					
8	300161-0-10	1		40	741559-2-00	1					
9	930043-3-10	1		41	300274-0-10	1					
10	721443-2-00	4		42	784121-0-10	1					
11	930035-0-10	2									
12	300158-0-10	2									
13	721423-0-00	1									
14	702063-0-00	1									
15	930058-0-10	1									
16	920043-0-10	1									
17	731265-0-00	2									
18	920034-2-10	1									
19	746409-2-00	1									
20	920150-0-10	1									
21	740035-0-00	1									
22	920014-0-10	1									
23	740565-0-00	1									
24	920035-4-10	1									
25	930030-4-10	1									
26	930029-2-10	1									
27	731263-0-00	5									
28	930009-0-10	4									
29	930054-0-10	4									
30	930032-2-10	1									
31	930033-4-10	1									
32	990564-0-10	1									



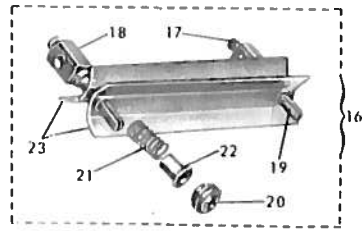
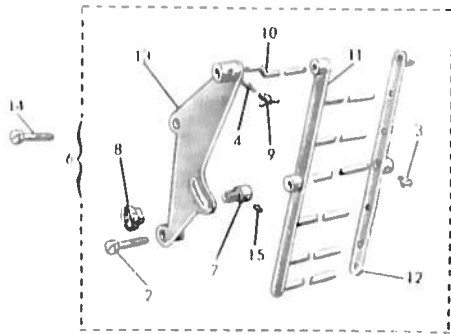
REF. N° RIF.	PART. N° DISEGNO N°	QUANT.	NOTES NOTE	REF. N° RIF.	PART. N° DISEGNO N°	QUANT.	NOTES NOTE	REF. N° RIF.	PART. N° DISEGNO N°	QUANT.	NOTES NOTE
1	784130-0-10	1		33	930029-2-10	1					
2	300162-0-10	1		34	930054-0-10	4					
3	741715-0-00	1		35	930009-0-10	4					
4	300156-0-10	1		36	930033-4-10	1					
5	920038-4-10	1		37	990565-4-10	1					
6	731295-0-00	2		38	990566-0-10	1					
7	301786-4-11	1		39	990564-0-10	1					
8	300162-0-10	1		40	727076-0-00	1					
9	930056-0-10	1		41	990569-2-10	1					
10	930047-3-10	1		42	990596-0-10	2					
11	930035-0-10	2		43	990594-0-10	2					
12	721443-2-00	4		44	990593-0-10	1					
13	300178-0-10	1									
14	301784-0-11	1									
15	300158-0-10	1									
16	930059-0-10	1									
17	721423-0-00	1									
18	741559-0-10	1									
19	300274-0-10	1									
20	920035-4-10	1									
21	920034-2-10	1									
22	746409-2-00	1									
23	703008-0-00	1									
24	920043-0-10	1									
25	920039-0-10	1									
26	740565-0-00	1									
27	920150-0-10	1									
28	740035-0-00	1									
29	920014-0-10	1									
30	731265-0-00	2									
31	731263-0-00	5									
32	930030-4-10	1									



REF. N° RIF.	PART. N° DISEGNO N°	QUANT.	NOTES NOTE	REF. N° RIF.	PART. N° DISEGNO N°	QUANT.	NOTES NOTE	REF. N° RIF.	PART. N° DISEGNO N°	QUANT.	NOTES NOTE
1	990650-4-11	1		33	300406-0-10	1		D	300758-0-10	1	
2	731295-0-00	1		34	741913-4-00	1		E	300763-0-11	1	
3	721485-2-00	1		35	744634-0-00	1		F	300676-0-10	1	
4	990164-0-10	1		36	300710-0-10	1					
5	990592-0-10	1		37	300782-2-10	1					
6	990595-0-10	1		38	302441-0-10	1					
7	990594-0-10	2		39	930075-0-10	1					
8	990596-0-10	2		40	930072-2-10	1					
9	990593-0-10	2		41	930134-2-10	1					
10	306715-3-00	1		42	742041-0-00	2					
11	300119-0-10	1		43	930105-0-10	1					
12	740210-2-00	1		44	930074-4-10	1					
13	741414-2-00	1		45	930070-4-10	1					
14	744676-2-00	1		46	930283-4-10	1					
15	930281-0-10	2		47	930300-3-10	1					
16	784160-0-10	1		48	930136-0-10	1					
17	700205-0-00	1		49	930112-2-10	1					
18	300673-4-11	1		50	930117-0-10	1					
19	741425-2-00	1		51	930090-2-10	1					
20	300672-0-11	1		52	930096-0-10	2					
21	729013-2-00	3		53	930094-0-10	1					
22	741721-2-00	1		54	930091-4-10	1					
23	721411-2-00	1		55	930307-3-10	1					
24	300641-0-10	1		56	930308-0-10	1					
25	300643-0-10	1		57	930119-0-10	1					
26	301750-2-10	1		58	930121-0-10	1					
27	930067-0-10	1		59	930310-4-10	1					
28	302443-0-10	1		60	741519-0-00	2					
29	301799-4-10	1		61	704104-2-00	1					
30	300786-4-10	1		A	306614-0-00	1					
31	300686-2-10	1		B	306613-0-11	1					
32	300683-0-10	1		C	300757-0-10	1					



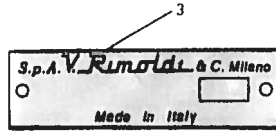
REF. N° RIF.	PART. N° DISEGNO N°	QUANT.	NOTES NOTE	REF. N° RIF.	PART. N° DISEGNO N°	QUANT.	NOTES NOTE	REF. N° RIF.	PART. N° DISEGNO N°	QUANT.	NOTES NOTE
1	300653-3-11	1									
2	300119-0-11	1									
3	740210-2-00	1									
4	741414-2-00	1									
5	300710-0-10	1									
6	300701-2-10	1									
7	302430-2-10	1									
8	700205-0-00	1									
9	300673-4-11	1									
10	741425-2-00	1									
11	300672-0-11	1									
12	300683-0-10	1									
13	741721-2-00	1									
14	721411-2-00	1									
15	302432-0-10	1									
16	300686-2-10	1									
17	300712-4-10	1									
18	784161-0-10	1									
19	300406-0-10	2									
20	741913-4-00	1									
21	744634-0-00	2									
A	300660-0-11	1									
B	300667-0-11	1									
C	300757-0-11	1									
D	300758-0-10	1									
E	300763-0-11	1									
F	300676-0-10	1									




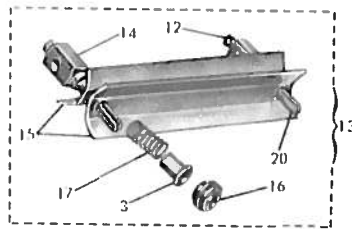
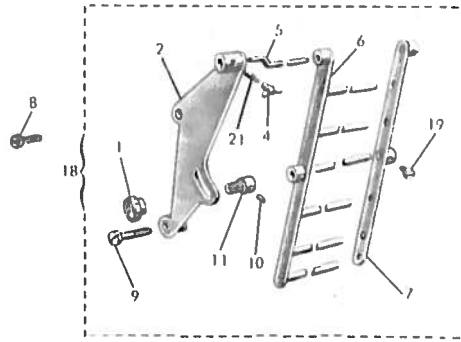
S.p.A. *V. Rimoldi & C. Milano*  
 Made in Italy

REF. N° RIF.	PART. N° DISEGNO N°	QUANT.	NOTES NOTE	REF. N° RIF.	PART. N° DISEGNO N°	QUANT.	NOTES NOTE	REF. N° RIF.	PART. N° DISEGNO N°	QUANT.	NOTES NOTE
1	784162-0-10	1									
2	930281-0-10	2									
3	990596-0-10	2									
4	930067-0-10	1									
5	302432-0-10	1									
6	930285-4-10	1									
7	930092-0-10	1									
8	930120-0-10	1									
9	930136-0-10	1									
10	930288-0-10	2									
11	930109-3-10	1									
12	930114-2-10	2									
13	930304-3-10	1									
14	302354-0-10	1									
15	727026-0-00	3									
16	990361-4-10	1									
17	740245-2-00	1									
18	990355-0-10	2									
19	200698-0-10	2									
20	200699-0-10	2									
21	200713-0-10	2									
22	200074-0-10	2									
23	990360-0-10	2									

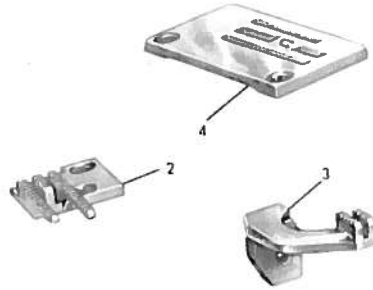
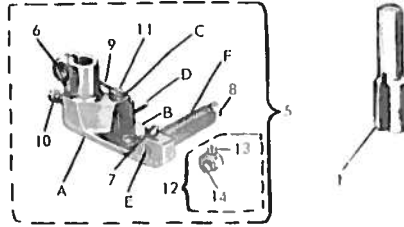




REF. N° RIF.	PART. N° DISEGNO N°	QUANT.	NOTES NOTE	REF. N° RIF.	PART. N° DISEGNO N°	QUANT.	NOTES NOTE	REF. N° RIF.	PART. N° DISEGNO N°	QUANT.	NOTES NOTE
1	301751-2-10	1									
2	302433-0-10	1									
3	784163-0-10	1									

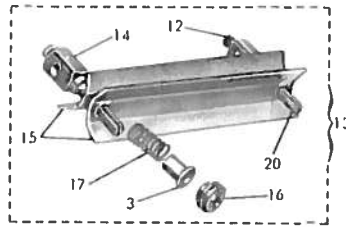
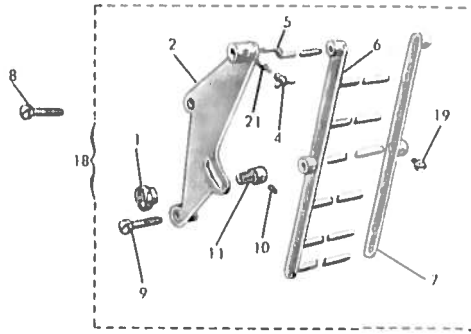


REF. N° RIF.	PART. N° DISEGNO N°	QUANT.	NOTES NOTE	REF. N° RIF.	PART. N° DISEGNO N°	QUANT.	NOTES NOTE	REF. N° RIF.	PART. N° DISEGNO N°	QUANT.	NOTES NOTE
1	930120-0-10	1									
2	930304-3-10	1									
3	200074-0-10	2									
4	930136-0-10	1									
5	930288-0-10	2									
6	930109-3-10	1									
7	930114-2-10	1									
8	302354-4-10	1									
9	930281-0-10	2									
10	727026-0-00	3									
11	930092-0-10	1									
12	740245-2-00	2									
13	990361-4-10	1									
14	990355-0-10	2									
15	990360-0-10	2									
16	200689-0-10	2									
17	200713-0-10	2									
18	930285-4-10	1									
19	990596-0-10	2									
20	200698-0-10	2									
21	930067-0-10	1									
22	784164-0-10	1									



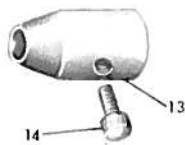
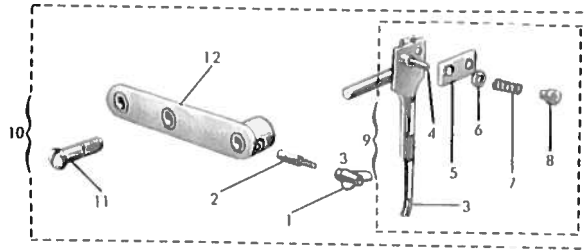
44

REF. N° RIF.	PART. N° DISEGNO N°	QUANT.	NOTES NOTE	REF. N° RIF.	PART. N° DISEGNO N°	QUANT.	NOTES NOTE	REF. N° RIF.	PART. N° DISEGNO N°	QUANT.	NOTES NOTE
1	302481-2-10	1									
2	302740-0-10	1									
3	302741-0-10	1									
4	302435-0-10	1									
5	302438-3-10	1									
6	741721-2-00	1									
7	740210-2-00	1									
8	700205-0-00	1									
9	300119-0-11	1									
10	721411-2-00	1									
11	741414-2-00	1									
12	300673-4-11	1									
13	741425-2-00	1									
14	300672-0-11	1									
15	784165-0-10	1									
A	302439-0-11	1									
B	302440-0-11	1									
C	300757-0-11	1									
D	300758-0-11	1									
E	300676-0-10	1									
F	300763-0-11	1									

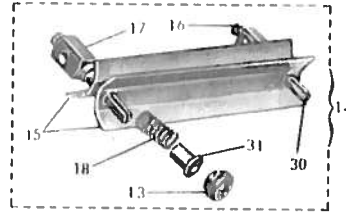
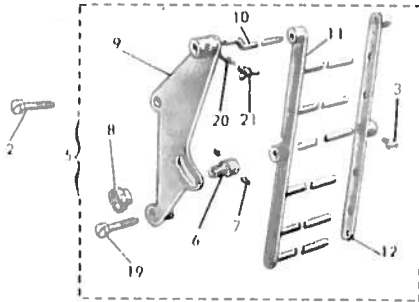
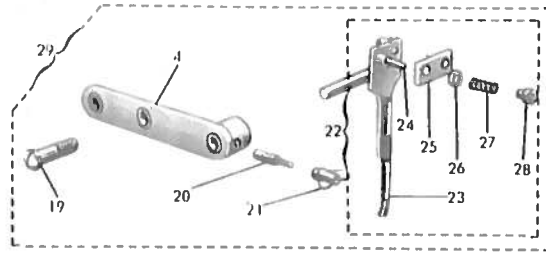


22

REF. N° RIF.	PART. N° DISEGNO N°	QUANT.	NOTES NOTE	REF. N° RIF.	PART. N° DISEGNO N°	QUANT.	NOTES NOTE	REF. N° RIF.	PART. N° DISEGNO N°	QUANT.	NOTES NOTE
1	930120-0-10	1									
2	930304-3-10	1									
3	200074-0-10	2									
4	930136-0-10	1									
5	930288-0-10	2									
6	930109-3-10	1									
7	930114-2-10	1									
8	302354-4-10	1									
9	930281-0-10	2									
10	727026-0-00	3									
11	930092-0-10	1									
12	740245-2-00	2									
13	990361-4-10	1									
14	990355-0-10	2									
15	990360-0-10	2									
16	200689-0-10	2									
17	200713-0-10	2									
18	930285-4-10	1									
19	990696-0-10	2									
20	200698-0-10	2									
21	930067-0-10	1									
22	784166-0-10	1									

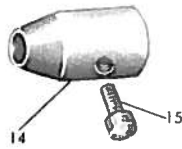
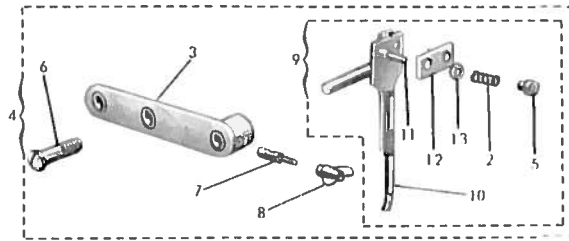


REF. N° RIF.	PART. N° DISEGNO N°	QUANT.	NOTES NOTE	REF. N° RIF.	PART. N° DISEGNO N°	QUANT.	NOTES NOTE	REF. N° RIF.	PART. N° DISEGNO N°	QUANT.	NOTES NOTE
1	930136-0-10	1									
2	930067-0-10	1									
3	930161-3-10	1									
4	300391-0-10	2									
5	930151-0-10	1									
6	704218-2-00	2									
7	930066-0-10	2									
8	300387-0-10	2									
9	930162-4-10	1									
10	930317-4-10	1									
11	930282-0-10	2									
12	930311-3-10	1									
13	930594-0-10	2									
14	990596-0-10	2									
15	784220-0-10	1									




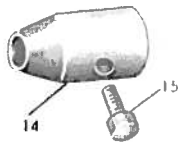
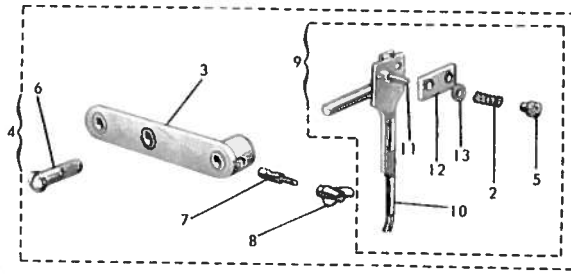
S.p.A. *V. Remoldi & C. Milano*  
 Made in Italy

REF. N° RIF.	PART. N° DISEGNO N°	QUANT.	NOTES NOTE	REF. N° RIF.	PART. N° DISEGNO N°	QUANT.	NOTES NOTE	REF. N° RIF.	PART. N° DISEGNO N°	QUANT.	NOTES NOTE
1	784221-0-10	1									
2	302354-0-10	1									
3	990596-0-10	2									
4	930314-3-10	1									
5	930285-4-10	1									
6	930092-0-10	1									
7	727026-0-00	3									
8	930120-0-10	1									
9	930304-3-10	1									
10	930288-0-10	2									
11	930109-3-10	1									
12	930114-2-10	1									
13	200699-0-10	2									
14	990361-4-10	1									
15	990360-0-10	2									
16	740245-2-00	2									
17	990355-0-10	2									
18	200713-0-10	2									
19	930281-0-10	4									
20	930067-0-10	3									
21	930136-0-10	3									
22	930162-4-10	1									
23	930161-3-10	1									
24	300391-0-10	2									
25	930151-0-10	1									
26	704218-2-00	2									
27	930066-0-10	2									
28	300387-0-10	2									
29	930315-4-10	1									
30	200698-0-10	2									
31	200074-0-10	2									


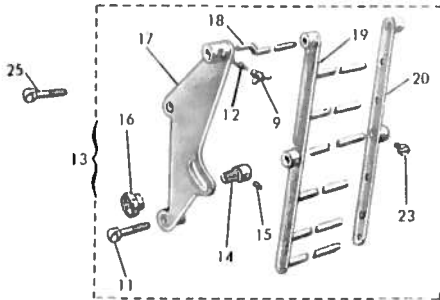
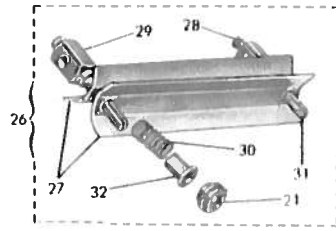
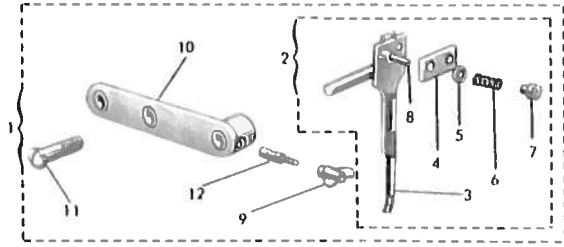


REF. N° RIF.	PART. N° DISEGNO N°	QUANT.	NOTES NOTE	REF. N° RIF.	PART. N° DISEGNO N°	QUANT.	NOTES NOTE	REF. N° RIF.	PART. N° DISEGNO N°	QUANT.	NOTES NOTE
1	784222-0-10	1									
2	930066-0-10	2									
3	930311-3-10	1									
4	930312-4-10	1									
5	300387-0-10	2									
6	930282-0-10	2									
7	930067-0-10	1									
8	930136-0-10	1									
9	930150-4-10	1									
10	930149-3-10	1									
11	300391-0-10	2									
12	930151-0-10	1									
13	704218-2-00	1									
14	990594-0-10	2									
15	990596-0-10	2									



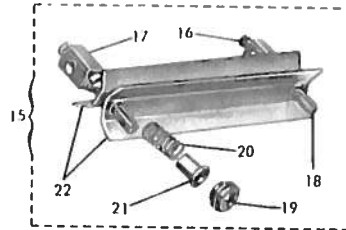
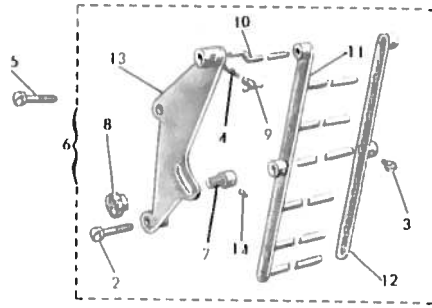


REF. N° RIF	PART. N° DISEGNO N°	QUANT.	NOTES NOTE	REF. N° RIF	PART. N° DISEGNO N°	QUANT.	NOTES NOTE	REF. N° RIF	PART. N° DISEGNO N°	QUANT.	NOTES NOTE
1	784223-0-10	1									
2	930066-0-10	2									
3	930311-3-10	1									
4	930312-4-10	1									
5	300387-0-10	2									
6	930282-0-10	2									
7	930067-0-10	1									
8	930136-0-10	1									
9	930150-4-10	1									
10	930149-3-10	1									
11	300391-0-10	2									
12	930151-0-10	1									
13	704218-2-00	1									
14	990594-0-10	2									
15	990596-0-10	2									

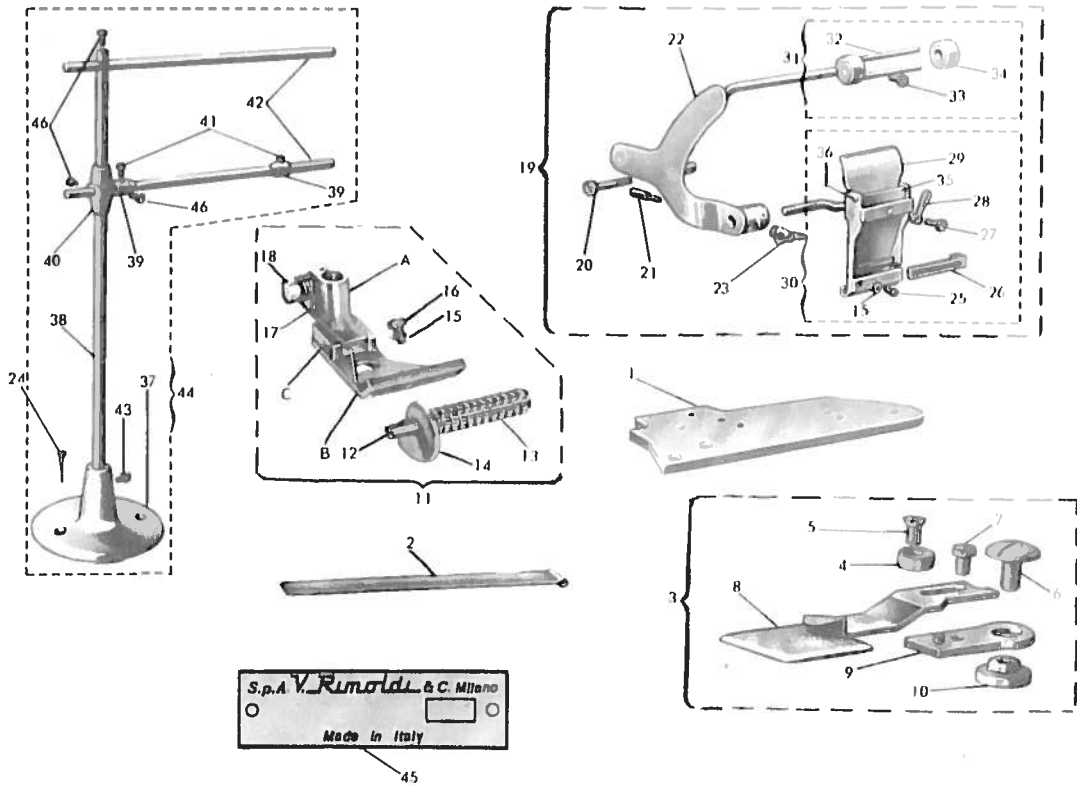


22

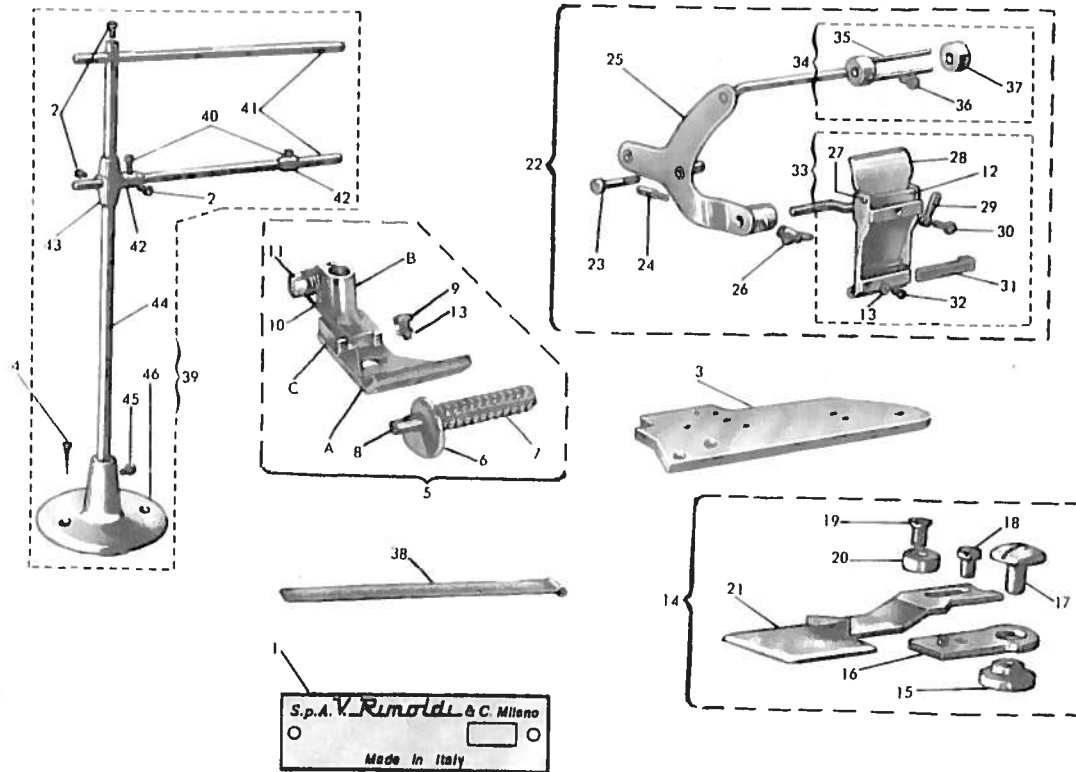
REF. N° RIF.	PART. N° DISEGNO N°	QUANT.	NOTES NOTE	REF. N° RIF.	PART. N° DISEGNO N°	QUANT.	NOTES NOTE	REF. N° RIF.	PART. N° DISEGNO N°	QUANT.	NOTES NOTE
1	930316-4-10	1									
2	930150-4-10	1									
3	930149-3-10	1									
4	930151-0-10	1									
5	704218-2-00	2									
6	930066-0-10	2									
7	300387-0-10	2									
8	300391-0-10	2									
9	930136-0-10	3									
10	930314-3-10	1									
11	930281-0-10	4									
12	930067-0-10	3									
13	930285-4-10	1									
14	930092-0-10	1									
15	727026-0-00	3									
16	930120-0-10	1									
17	930304-3-10	1									
18	930288-0-10	1									
19	930109-3-10	1									
20	930114-2-10	1									
21	200699-0-10	2									
22	784228-0-10	1									
23	990596-0-10	4									
24	990594-0-10	2									
25	302354-0-10	1									
26	990361-4-10	1									
27	990360-0-10	2									
28	740245-2-00	2									
29	990355-0-10	2									
30	200713-0-10	2									
31	200692-0-10	2									
32	200074-0-10	2									



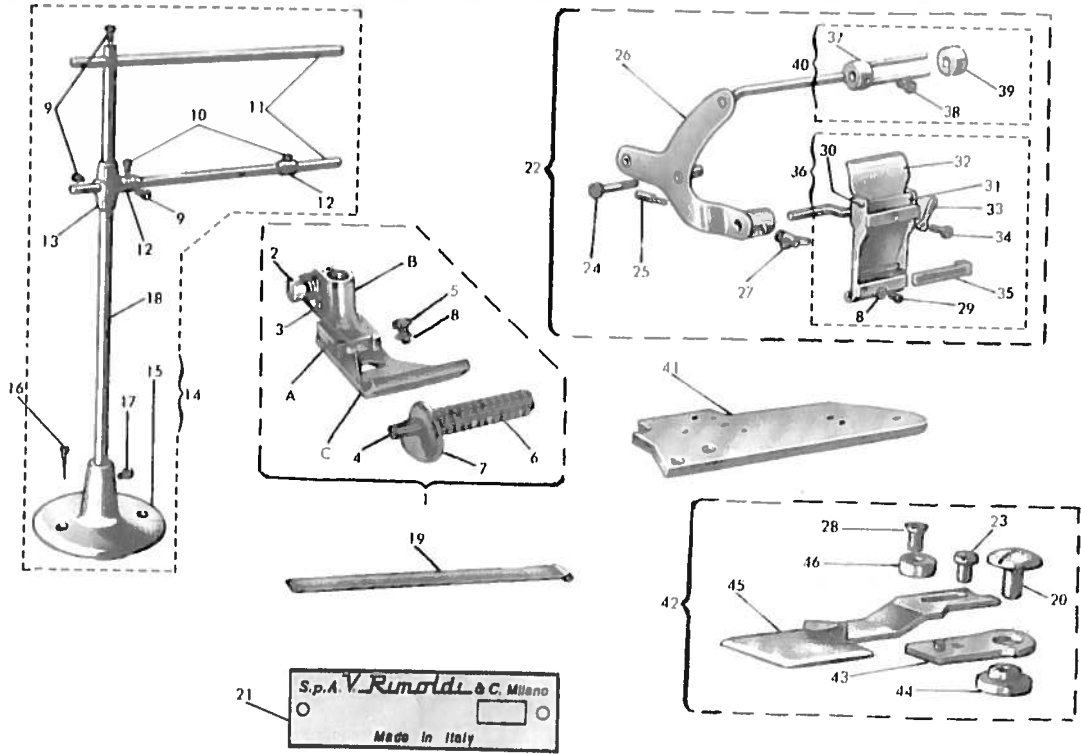
REF. N° RIF.	PART. N° DISEGNO N°	QUANT.	NOTES NOTE	REF. N° RIF.	PART. N° DISEGNO N°	QUANT.	NOTES NOTE	REF. N° RIF.	PART. N° DISEGNO N°	QUANT.	NOTES NOTE
1	784229-0-10	1									
2	930281-0-10	2									
3	990596-0-10	2									
4	930067-0-10	1									
5	302354-0-10	1									
6	930285-4-10	1									
7	930092-0-10	1									
8	930120-0-10	1									
9	930136-0-10	1									
10	930288-0-10	2									
11	930109-3-10	1									
12	930114-2-10	2									
13	930304-3-10	1									
14	727026-0-00	3									
15	990361-4-10	1									
16	740245-2-00	1									
17	990355-0-10	2									
18	200698-0-10	2									
19	200699-0-10	2									
20	200713-0-10	2									
21	200074-0-10	2									
22	990360-0-10	2									



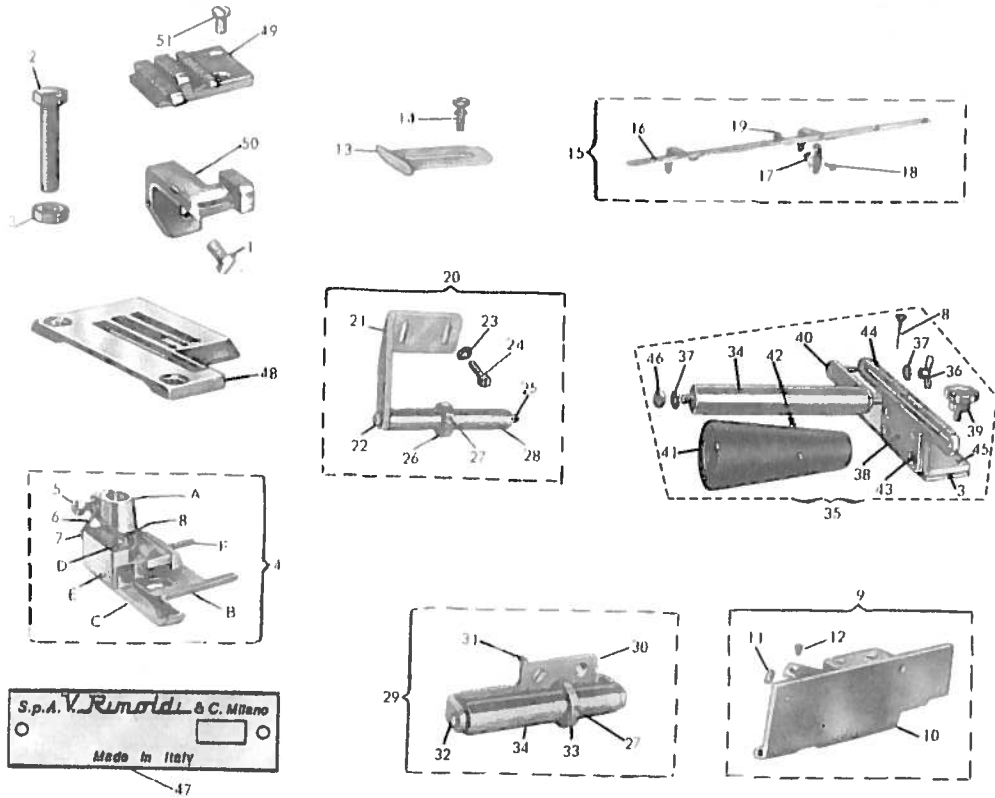
REF. N° RIF.	PART. N° DISEGNO N°	QUANT.	NOTES NOTE	REF. N° RIF.	PART. N° DISEGNO N°	QUANT.	NOTES NOTE	REF. N° RIF.	PART. N° DISEGNO N°	QUANT.	NOTES NOTE
1	302441-0-10	1		33	930096-0-10	1					
2	930105-0-10	1		34	930094-0-10	1					
3	300785-4-10	1		35	930112-2-10	1					
4	300710-0-10	1		36	930117-0-10	1					
5	744634-0-00	1		37	990164-0-10	1					
6	300406-0-10	1		38	990592-0-10	1					
7	741913-4-00	1		39	990594-0-10	2					
8	300781-2-10	1		40	990595-0-10	1					
9	300686-2-10	1		41	990596-0-10	2					
10	300683-0-10	1		42	990593-0-10	2					
11	301007-3-10	1		43	721485-2-00	1					
12	300766-0-10	1		44	990650-4-10	1					
13	300762-0-10	1		45	784240-0-10	1					
14	300748-0-10	1		46	729013-2-00	3					
15	704104-2-00	2		A	300655-0-10	1					
16	740210-2-00	1		B	301025-0-10	1					
17	300759-0-10	1		C	706461-0-00	2					
18	743265-2-00	1									
19	930283-4-10	1									
20	930281-0-10	2									
21	930067-0-10	1									
22	930300-3-10	1									
23	930136-0-10	1									
24	731295-0-00	4									
25	741519-0-00	1									
26	930121-0-10	1									
27	930119-0-10	1									
28	930308-0-10	1									
29	930307-3-10	1									
30	930310-4-10	1									
31	930091-4-10	1									
32	930090-2-10	1									



REF. N° RIF.	PART. N° DISEGNO N°	QUANT.	NOTES NOTE	REF. N° RIF.	PART. N° DISEGNO N°	QUANT.	NOTES NOTE	REF. N° RIF.	PART. N° DISEGNO N°	QUANT.	NOTES NOTE
1	784242-0-10	1		33	930310-4-10	1					
2	729013-2-00	3		34	930091-4-10	1					
3	302441-0-10	1		35	930090-2-10	1					
4	731295-0-00	2		36	930096-0-10	1					
5	302652-3-11	1		37	930094-0-10	1					
6	300748-0-10	1		38	930105-0-10	1					
7	300762-0-10	1		39	990650-4-11	1					
8	300765-0-10	1		40	990596-0-10	2					
9	740210-2-00	1		41	990593-0-10	2					
10	300759-0-10	1		42	990594-0-10	2					
11	743265-2-00	1		43	990595-0-10	1					
12	930112-2-10	1		44	990592-0-10	1					
13	704104-2-00	2		45	721485-2-00	1					
14	300785-4-10	1		46	990164-0-10	1					
15	300683-0-10	1		A	302664-0-10	1					
16	300686-2-10	1		B	300655-0-10	1					
17	300406-0-10	1		C	706471-0-00	2					
18	741913-4-00	1									
19	744634-0-00	1									
20	700710-0-10	1									
21	300781-2-10	1									
22	930283-4-10	1									
23	930281-0-10	2									
24	930067-0-10	1									
25	930300-3-10	1									
26	930136-0-10	1									
27	930117-0-10	1									
28	930307-3-10	1									
29	930308-0-10	1									
30	930119-0-10	1									
31	930121-0-10	1									
32	741519-0-00	1									

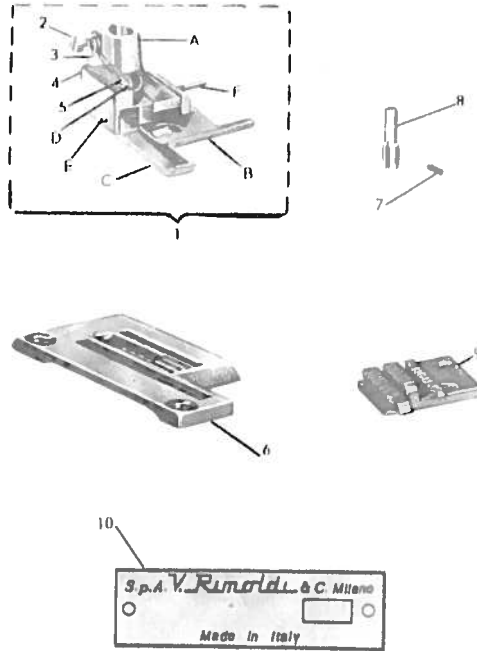


REF. N° RIF.	PART. N° DISEGNO N°	QUANT.	NOTES NOTE	REF. N° RIF.	PART. N° DISEGNO N°	QUANT.	NOTES NOTE	REF. N° RIF.	PART. N° DISEGNO N°	QUANT.	NOTES NOTE
1	302458-3-11	1		33	930308-0-10	1					
2	743265-0-00	1		34	930119-0-10	1					
3	300759-0-10	1		35	930121-0-10	1					
4	300765-0-10	1		36	930310-4-10	1					
5	740210-2-00	1		37	930090-2-10	1					
6	300762-0-10	1		38	930096-0-10	2					
7	300748-0-10	1		39	930094-0-10	1					
8	704104-2-00	2		40	930091-4-10	1					
9	729013-2-00	3		41	302441-0-10	1					
10	990596-0-10	2		42	300785-4-10	1					
11	990593-0-10	2		43	300686-2-10	1					
12	990594-0-10	2		44	300683-0-10	1					
13	990595-0-10	1		45	300781-2-10	1					
14	290650-4-10	1		46	300710-0-10	1					
15	990164-0-10	1		A	706461-0-00	2					
16	731295-0-00	2		B	300655-0-10	1					
17	721485-2-00	1		C	302466-0-10	1					
18	990592-0-10	1									
19	930105-0-10	1									
20	300406-0-10	1									
21	784244-0-10	1									
22	930283-4-10	1									
23	741913-4-00	1									
24	930281-0-10	2									
25	930067-0-10	1									
26	930300-3-10	1									
27	930136-0-10	1									
28	744634-0-00	2									
29	741519-0-00	1									
30	930117-0-10	1									
31	930112-2-10	1									
32	930307-3-10	1									

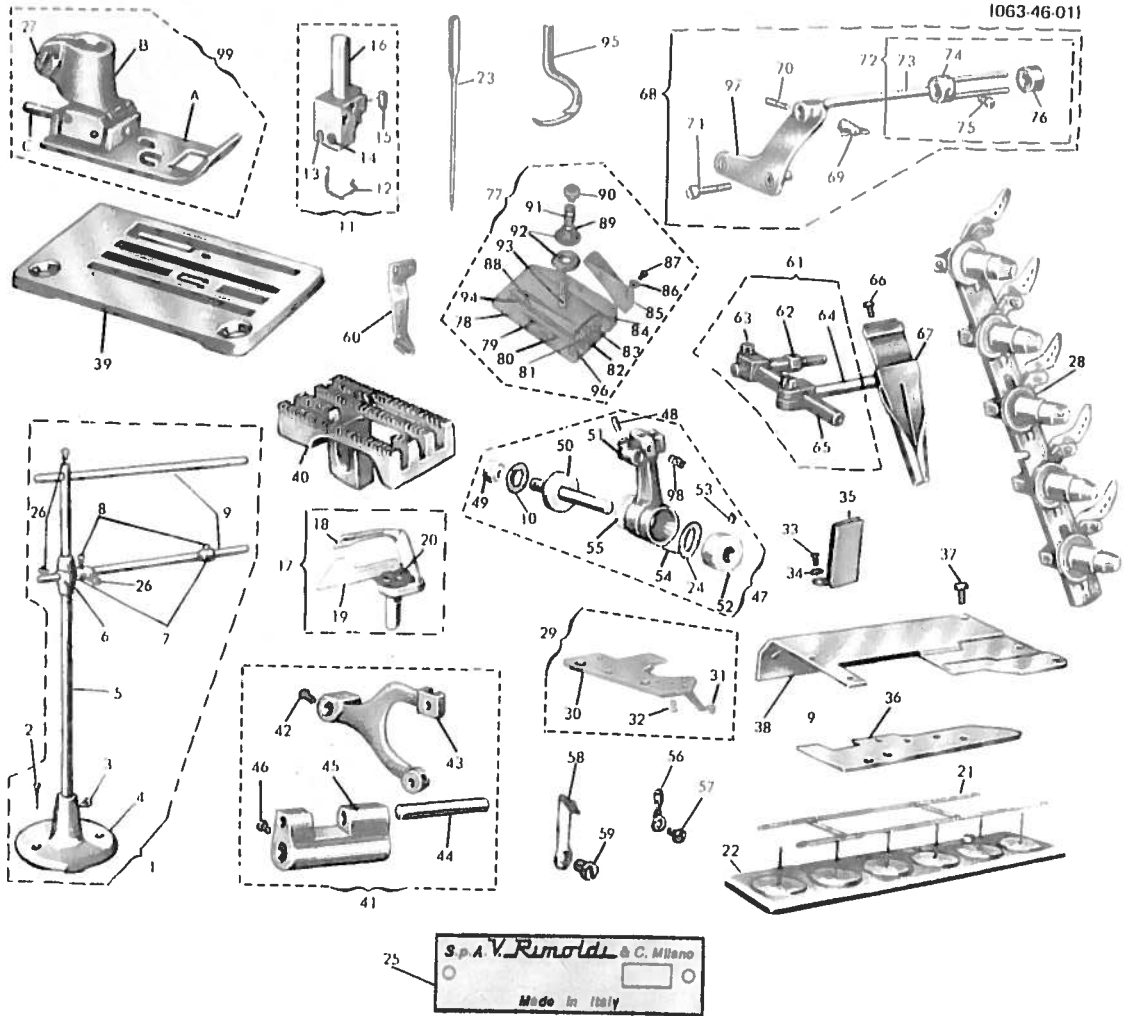


REF. N° RIF.	PART. N° DISEGNO N°	QUANT.	NOTES NOTE	REF. N° RIF.	PART. N° DISEGNO N°	QUANT.	NOTES NOTE	REF. N° RIF.	PART. N° DISEGNO N°	QUANT.	NOTES NOTE
1	721444-2-00	1		33	930377-0-10	1					
2	727082-0-00	1		34	930387-2-10	2					
3	746002-2-00	1		35	930391-4-10	1					
4	302525-3-11	1		36	200413-2-10	1					
5	741721-2-00	1		37	705213-0-00	2					
6	300119-0-11	1		38	930381-0-10	1					
7	721411-2-00	1		39	930384-0-10	1					
8	741414-2-00	1		40	930381-3-10	1					
9	302677-4-10	1		41	930378-0-10	1					
10	302676-0-10	1		42	727036-2-00	2					
11	301106-0-10	1		43	724056-0-00	4					
12	741559-2-00	1		44	930385-0-10	1					
13	302683-0-10	1		45	930376-2-10	1					
14	200356-0-10	2		46	733507-0-10	1					
15	990043-4-11	1		47	784247-0-10	1					
16	990042-3-10	1		48	302506-0-10	1					
17	990672-0-10	2		49	300134-0-10	1					
18	729013-2-00	2		50	300135-0-10	1					
19	721435-2-00	2		51	741546-2-00	2					
20	930370-4-10	1		A	300112-0-11	1					
21	930367-0-10	1		B	302534-0-11	1					
22	746203-4-00	1		C	302934-0-11	1					
23	704409-0-00	2		D	300117-0-11	1					
24	721485-2-00	2		E	302936-0-10	1					
25	930368-0-10	1		F	300120-0-10	1					
26	930360-0-10	1									
27	727023-0-00	2									
28	930369-0-10	1									
29	930388-4-10	1									
30	930386-0-10	1									
31	724066-0-00	2									
32	930395-0-10	1									

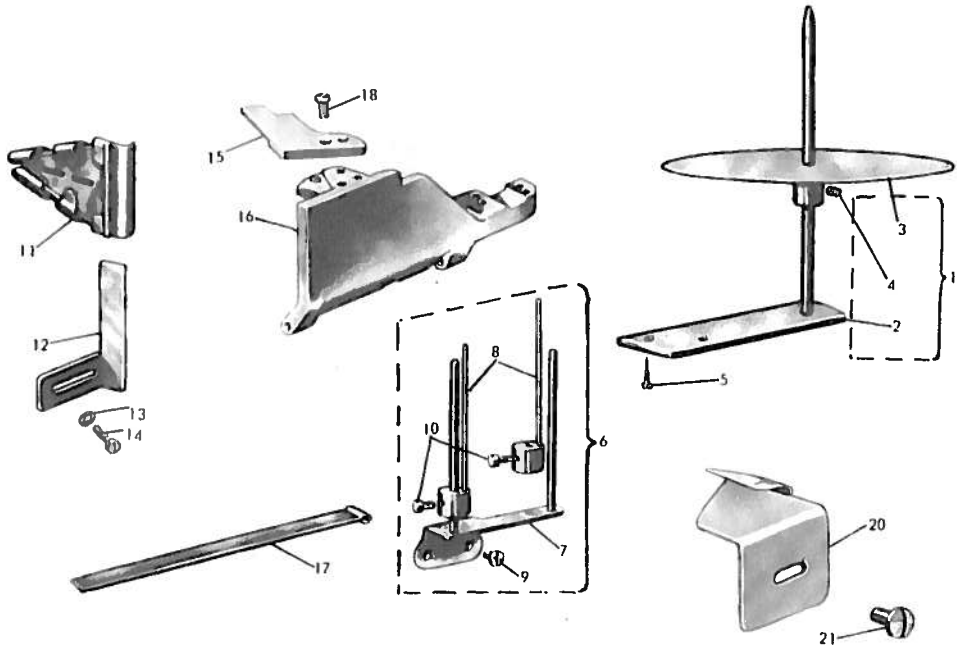




REF. N° RIF.	PART. N° DISEGNO N°	QUANT.	NOTES NOTE	REF. N° RIF.	PART. N° DISEGNO N°	QUANT.	NOTES NOTE	REF. N° RIF.	PART. N° DISEGNO N°	QUANT.	NOTES NOTE
1	302658-3-11	1									
2	741721-2-00	1									
3	300119-0-11	1									
4	721411-2-00	1									
5	741714-2-00	1									
6	301809-0-10	1									
7	300290-0-10	1									
8	302400-2-10	1									
9	300133-0-10	1									
10	784248-0-10	1									
A	300112-0-11	1									
B	302665-0-11	1									
C	302934-0-11	1									
D	300117-0-11	1									
E	302936-0-10	1									
F	300120-0-10	1									

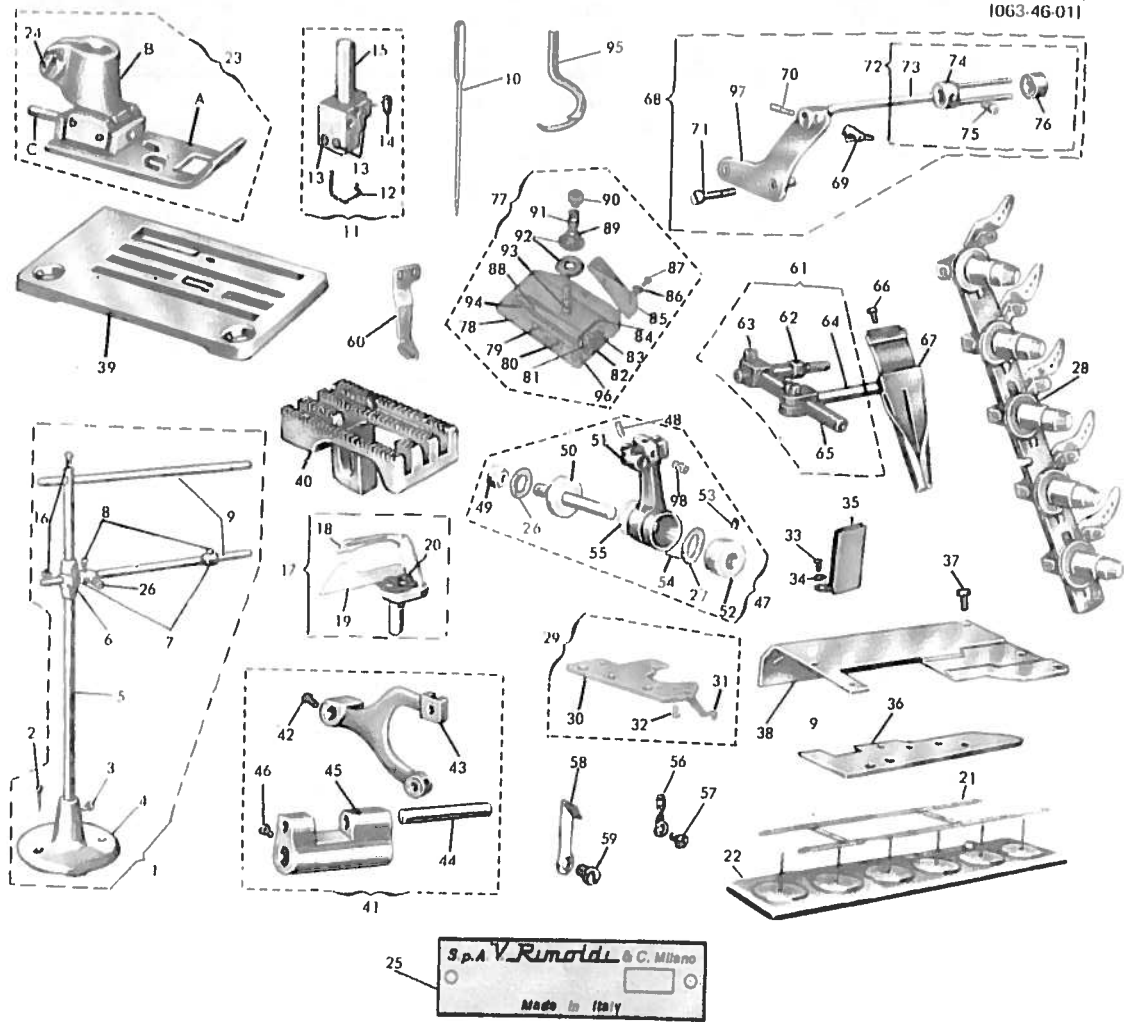


REF. N° RIF.	PART. N° DISEGNO N°	QUANT.	NOTES NOTE	REF. N° RIF.	PART. N° DISEGNO N°	QUANT.	NOTES NOTE	REF. N° RIF.	PART. N° DISEGNO N°	QUANT.	NOTES NOTE
1	990650-4-11	1		37	744634-0-00	1		73	930081-0-10	1	
2	731295-0-00	2		38	303589-2-10	1		74	930090-2-10	1	
3	721485-2-00	1		39	303118-0-10	1		75	930096-0-10	2	
4	990164-0-10	1		40	303114-0-10	1		76	930094-0-10	1	
5	990592-0-10	1		41	301417-4-10	1		77	303133-4-10	1	
6	990595-0-10	1		42	727245-2-00	1		78	302372-2-10	1	
7	990594-0-10	2		43	301416-4-10	1		79	302172-0-10	3	
8	990596-0-10	2		44	300208-0-10	1		80	721413-0-00	3	
9	990593-0-10	2		45	301415-0-10	2		81	740220-2-00	1	
10	704226-2-00	1		46	742036-0-00	1		82	302168-2-10	1	
11	303112-4-10	1		47	304011-4-11	2		83	741642-2-00	1	
12	303131-0-10	1		48	727832-2-00	1		84	705201-0-00	1	
13	745001-0-00	2		49	202474-0-10	1		85	302138-0-10	1	
14	300290-0-10	3		50	302051-0-10	3		86	704302-4-00	2	
15	303129-0-10	1		51	304010-2-10	1		87	740210-2-00	2	
16	303110-0-10	1		52	302052-0-10	1		88	302166-0-10	1	
17	303117-4-10	1		53	745815-2-00	2		89	704218-2-00	1	
18	303116-0-10	1		54	302276-0-10	40		90	302204-0-10	1	
19	302905-0-10	1		55	703810-0-00	1		91	300310-0-10	1	
20	302923-0-10	2		56	301339-0-10	1		92	200324-0-10	2	
21	990039-3-10	1		57	721444-2-00	1		93	300391-0-10	1	
22	990027-0-10	1		58	301340-0-10	1		94	302165-0-10	1	
23	788131-0-00	1		59	721456-0-00	1		95	303140-0-10	1	
24	704835-0-00	1		60	303127-0-10	1		96	741612-0-00	1	
25	784270-0-10	1		61	930431-4-10	1		97	930427-3-10	1	
26	729013-2-00	1		62	304107-0-10	1		98	303503-0-10	1	
27	741721-2-00	1		63	202486-0-10	2		99	303120-3-14	1	
28	303136-4-10	1		64	930432-0-10	1		A	302122-0-10	1	
29	304024-4-10	1		65	930430-0-10	1		B	301348-2-10	1	
30	304023-2-10	1		66	721435-2-00	1		C	301355-0-10	1	
31	300277-0-10	1		67	303137-3-10	1					
32	721424-0-00	2		68	930428-4-10	1					
33	740287-0-00	1		69	930136-0-10	1					
34	704310-0-00	1		70	930067-0-10	1					
35	303169-0-10	1		71	930281-0-10	1					
36	301320-0-10	1		72	930079-4-10	1					



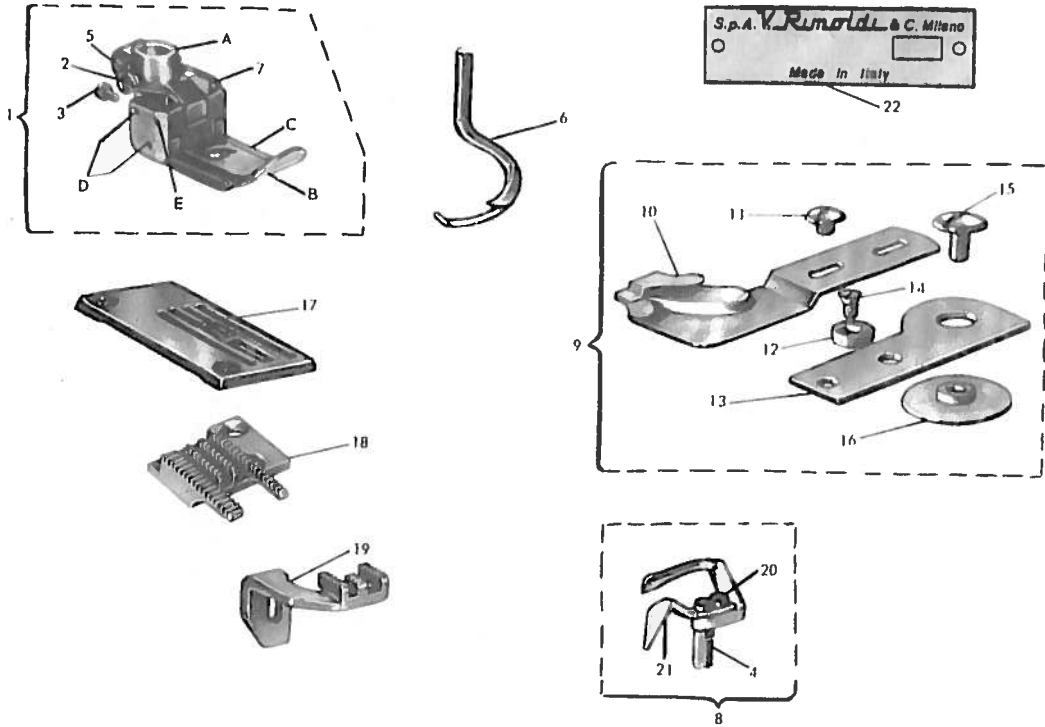
S.p.A. V. Remoldi & C. Milano  
Made in Italy

REF. N° RIF.	PART. N° DISEGNO N°	QUANT.	NOTES NOTE	REF. N° RIF.	PART. N° DISEGNO N°	QUANT.	NOTES NOTE	REF. N° RIF.	PART. N° DISEGNO N°	QUANT.	NOTES NOTE
1	990563-4-10	1									
2	990558-2-10	1									
3	990560-2-10	1									
4	727245-2-00	2									
5	721295-0-00	2									
6	930007-4-10	1									
7	930025-2-10	1									
8	930013-2-10	2									
9	721486-2-00	2									
10	930096-0-10	2									
11	760006-0-00	1									
12	303844-0-10	1									
13	704216-2-00	1									
14	740245-2-00	2									
15	303126-0-10	1									
16	303125-4-11	1									
17	930105-0-10	1									
18	721433-2-00	1									
19	784271-0-10	1									
20	303843-0-10	1									
21	300483-0-10	2									




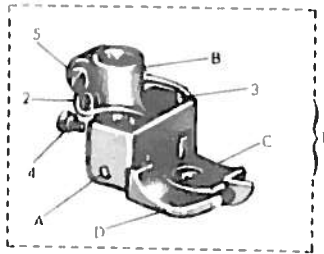
REF. N° RIF.	PART. N° DISEGNO N°	QUANT.	NOTES NOTE	REF. N° RIF.	PART. N° DISEGNO N°	QUANT.	NOTES NOTE	REF. N° RIF.	PART. N° DISEGNO N°	QUANT.	NOTES NOTE
1	990650-4-11	1		37	744634-0-00	1		73	930081-0-10	1	
2	731295-0-00	2		38	303589-2-10	1		74	930090-2-10	1	
3	721485-2-00	1		39	303119-0-10	1		75	930096-0-10	2	
4	990164-0-10	1		40	303115-0-10	1		76	930094-0-10	1	
5	990592-0-10	1		41	301417-4-10	1		77	303133-4-10	1	
6	990595-0-10	1		42	727245-2-00	1		78	302372-2-10	1	
7	990594-0-10	2		43	301416-4-10	1		79	302172-0-10	3	
8	990596-0-10	2		44	300208-0-10	1		80	721413-0-00	3	
9	990593-0-10	2		45	301415-0-10	1		81	740220-2-00	1	
10	788131-0-00	3		46	742036-0-00	2		82	302168-2-10	1	
11	303113-4-10	1		47	304011-4-11	1		83	741642-2-00	1	
12	303132-0-10	1		48	727862-2-00	2		84	705201-0-00	1	
13	745800-2-00	5		49	202474-0-10	1		85	302138-0-10	2	
14	303130-0-10	1		50	302041-0-10	1		86	704302-4-00	2	
15	303111-0-10	1		51	304010-2-10	1		87	740210-2-00	1	
16	729013-2-00	3		52	302052-0-10	1		88	302166-0-10	1	
17	303117-4-10	1		53	745815-2-00	2		89	704218-2-00	1	
18	303116-0-10	1		54	302276-0-10	40		90	302204-0-10	1	
19	302905-0-10	1		55	703810-0-00	1		91	300310-0-10	1	
20	302923-0-10	2		56	301339-0-10	1		92	200324-0-10	2	
21	990039-3-10	1		57	721444-2-00	1		93	300391-0-10	1	
22	990027-0-10	1		58	301340-0-10	1		94	302165-0-10	1	
23	303121-3-11	1		59	721456-0-00	1		95	303140-0-10	1	
24	741721-2-00	1		60	303128-0-10	1		96	741612-0-00	1	
25	784272-0-10	1		61	930431-4-10	1		97	930427-3-10	1	
26	704226-2-00	1		62	304107-0-10	1		98	303503-0-10	1	
27	704835-0-00	1		63	202486-0-10	2					
28	303136-4-10	1		64	930432-0-10	1		A	303123-0-10	1	
29	304024-4-10	1		65	930430-0-10	1		B	301348-2-11	1	
30	304023-2-10	1		66	721435-2-00	1		C	301355-0-10	1	
31	300277-0-10	1		67	303141-3-10	1					
32	721424-0-00	2		68	930428-4-10	1					
33	740287-0-00	1		69	930136-0-10	1					
34	704310-0-00	1		70	930067-0-10	1					
35	303169-0-10	1		71	930281-0-10	1					
36	301320-0-10	1		72	930079-4-10	1					

60




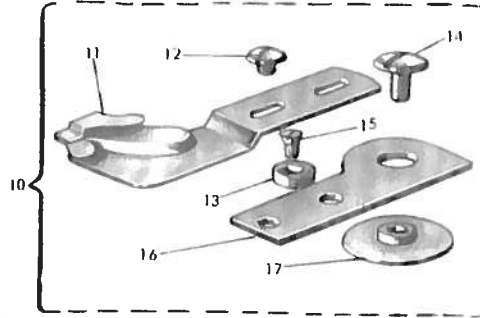
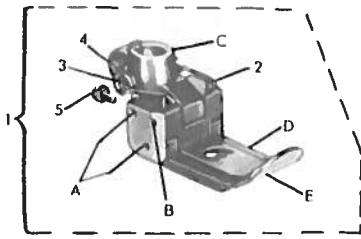
Per trasformare una macchina 063-46-01 in macchina 063-46-03 vedere tav. 66-67  
 To convert a 063-46-01 machine to a 063-46-03 machine see table 66-67

REF. N° RIF.	PART. N° DISEGNO N°	QUANT.	NOTES NOTE	REF. N° RIF.	PART. N° DISEGNO N°	QUANT.	NOTES NOTE	REF. N° RIF.	PART. N° DISEGNO N°	QUANT.	NOTES NOTE
1	302078-3-10	1									
2	300291-0-10	1									
3	741620-0-00	1									
4	302056-0-10	1									
5	741721-2-00	1									
6	302266-0-10	1									
7	306688-0-00	2									
8	302056-4-10	1									
9	300533-4-10	1									
10	300527-3-10	2									
11	300405-0-10	1									
12	300414-0-10	1									
13	300408-0-10	1									
14	744634-0-00	1									
15	300406-0-10	1									
16	300407-0-10	1									
17	302368-0-10	1									
18	300563-0-10	1									
19	302033-0-10	1									
20	203187-0-10	2									
21	302063-0-10	1									
22	784300-0-10	1									
A	301264-0-10	1									
B	302085-0-09	2									
C	301265-0-10	1									
D	300289-0-10	2									
E	301268-0-10	1									



REF. N° RIF.	PART. N° DISEGNO N°	QUANT.	NOTES NOTE	REF. N° RIF.	PART. N° DISEGNO N°	QUANT.	NOTES NOTE	REF. N° RIF.	PART. N° DISEGNO N°	QUANT.	NOTES NOTE
1	302080-3-10	1									
2	300291-0-11	1									
3	306688-0-10	2									
4	741620-2-00	1									
5	741721-2-00	1									
6	302070-0-10	1									
7	302401-0-10	1									
8	302402-0-10	1									
9	784303-0-10	1									
A	300289-0-10	1									
B	302084-2-10	1									
C	300598-0-20	1									
D	300595-0-20	1									

62

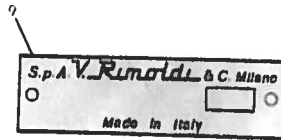
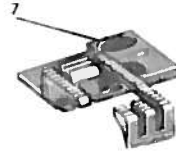
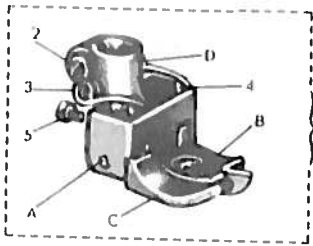


6


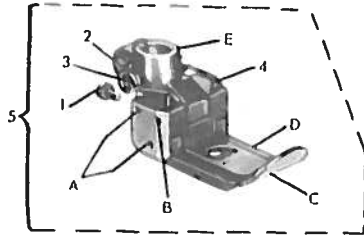
Per trasformare una macchina 063 46-05 in macchina 063 46 08 vedere tav. 66-67  
To convert a 063-46-05 machine to a 063 46 08 machine see table 66-67

REF. N° RIF.	PART. N° DISEGNO N°	QUANT.	NOTES NOTE	REF. N° RIF.	PART. N° DISEGNO N°	QUANT.	NOTES NOTE	REF. N° RIF.	PART. N° DISEGNO N°	QUANT.	NOTES NOTE
1	300581-3-11	1									
2	306688-0-00	2									
3	300291-0-11	2									
4	741721-2-00	1									
5	741620-2-00	1									
6	784304-0-10	1									
7	302400-2-10	1									
8	302416-0-10	1									
9	300564-0-10	1									
10	300628-4-10	1									
11	300624-3-10	1									
12	300405-0-10	2									
13	300414-0-10	1									
14	300406-0-10	1									
15	744634-0-00	1									
16	300408-0-10	1									
17	300407-0-10	1									
A	706501-0-00	2									
B	301268-0-10	1									
C	301264-0-11	1									
D	301265-0-20	2									
E	300596-0-20	1									



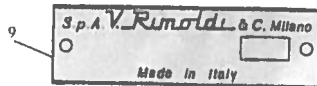
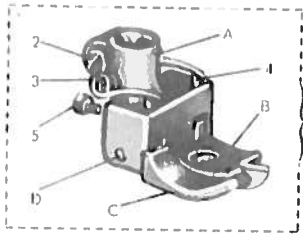


REF. N° RIF.	PART. N° DISEGNO N°	QUANT.	NOTES NOTE	REF. N° RIF.	PART. N° DISEGNO N°	QUANT.	NOTES NOTE	REF. N° RIF.	PART. N° DISEGNO N°	QUANT.	NOTES NOTE
1	300585-3-11	1									
2	741721-2-00	1									
3	300291-0-11	1									
4	306688-0-00	2									
5	741620-2-00	1									
6	302409-0-10	1									
7	302401-0-10	1									
8	302402-0-10	1									
9	784308-0-10	1									
A	300289-0-10	1									
B	300598-0-20	1									
C	300595-0-20	1									
D	300591-2-20	1									



Per trasformare una macchina 063 46-10 in macchina 063 46-13 vedere tav. 66 67  
To convert a 063 46-10 machine to a 063 46-13 machine see table 66-67

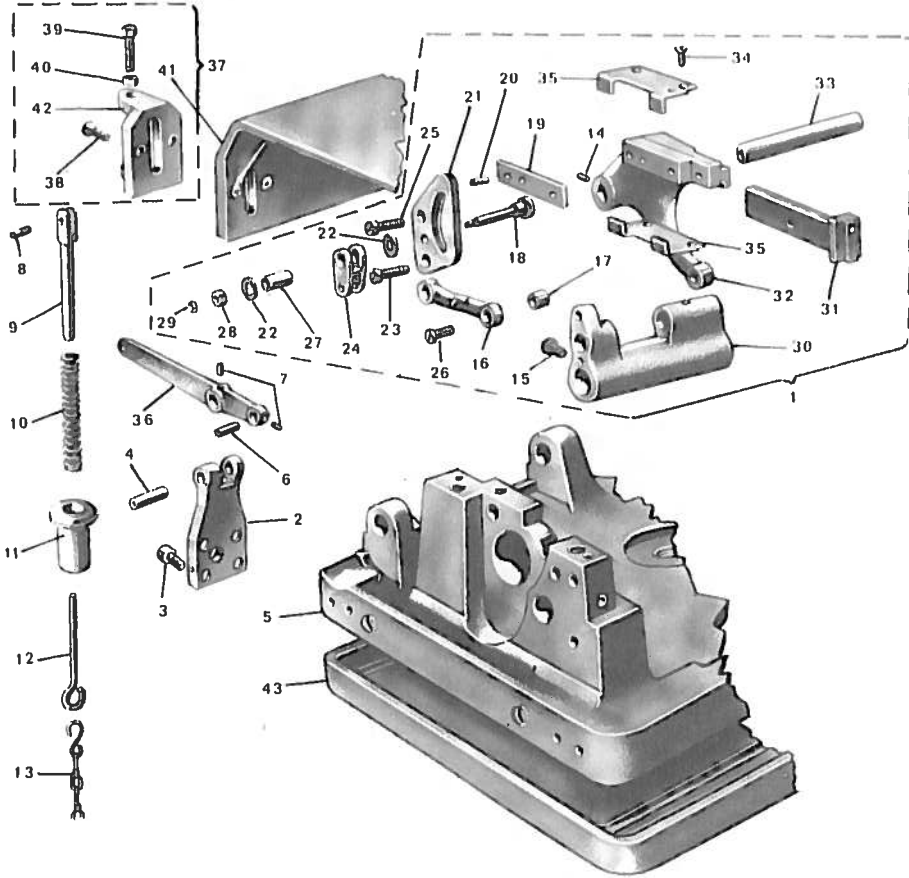
REF. N° RIF.	PART. N° DISEGNO N°	QUANT.	NOTES NOTE	REF. N° RIF.	PART. N° DISEGNO N°	QUANT.	NOTES NOTE	REF. N° RIF.	PART. N° DISEGNO N°	QUANT.	NOTES NOTE
1	741620-2-00	1									
2	741721-2-00	1									
3	300291-0-11	1									
4	306688-0-00	2									
5	302457-3-11	1									
6	302450-2-10	1									
7	302467-0-10	1									
8	300564-0-10	1									
9	784309-0-10	1									
A	706501-0-00	2									
B	301268-0-10	1									
C	302465-0-10	1									
D	301265-0-20	2									
F	301264-0-11	1									



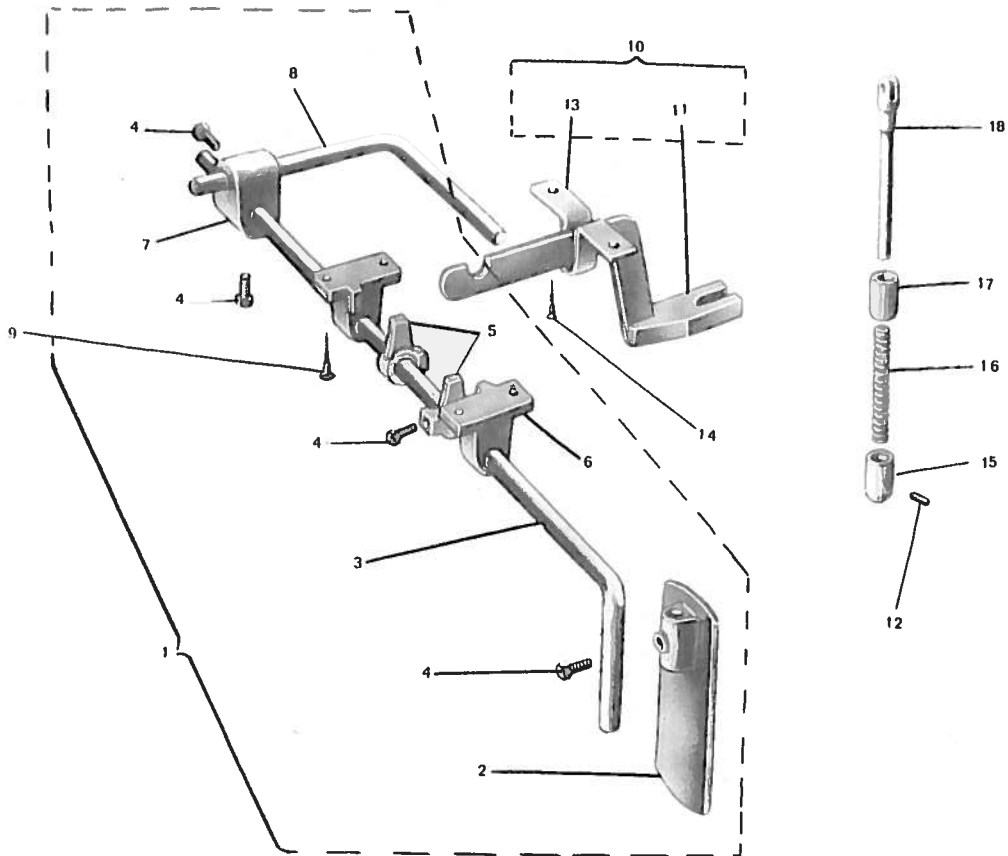
REF. N° RIF.	PART. N° DISEGNO N°	QUANT.	NOTES NOTE	REF. N° RIF.	PART. N° DISEGNO N°	QUANT.	NOTES NOTE	REF. N° RIF.	PART. N° DISEGNO N°	QUANT.	NOTES NOTE
1	302460-3-11	1									
2	300598-0-20	1									
3	300291-0-11	1									
4	306688-0-00	2									
5	741620-2-00	1									
6	302456-0-10	1									
7	302401-0-10	1									
8	302402-0-10	1									
9	784313-0-10	1									
A	300464-2-20	1									
B	300598-0-20	1									
C	300595-0-20	1									
D	300289-0-10	1									

K DEVICE

66



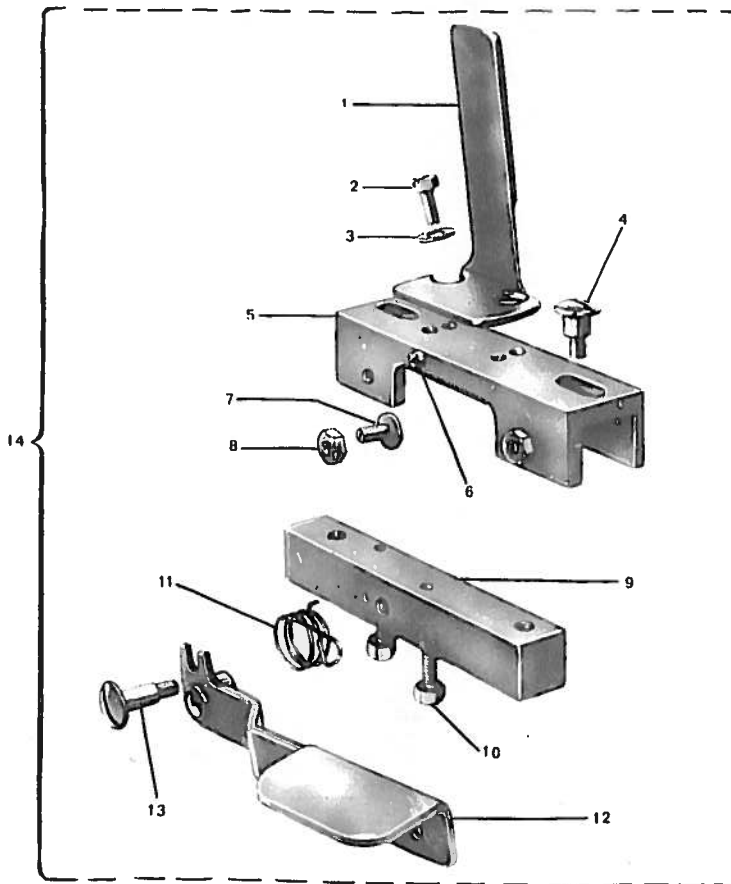
REF. N° RIF.	PART. N° DISEGNO N°	QUANT.	NOTES NOTE	REF. N° RIF.	PART. N° DISEGNO N°	QUANT.	NOTES NOTE	REF. N° RIF.	PART. N° DISEGNO N°	QUANT.	NOTES NOTE
1	302031-4-11	1		23	740243-0-00	1					
2	300084-0-10	1		24	300085-0-10	1					
3	721474-2-00	1		25	300081-0-10	1					
4	300031-0-10	1		26	741055-0-00	1					
5	303180-0-10	1		27	300067-0-10	1					
6	300030-0-10	2		28	746403-2-00	1					
7	727002-0-00	2		29	700206-0-00	1					
8	990584-0-10	1		30	300222-0-10	1					
9	920171-0-10	1		31	300231-0-10	1					
10	920169-0-10	1		32	302028-0-11	1					
11	920172-0-10	1		33	300208-0-10	1					
12	920170-0-10	1		34	741928-0-00	4					
13	990179-4-10	1		35	300371-0-10	2					
14	727245-2-00	2		36	300082-0-10	1					
15	742036-0-00	2		37	303207-4-10	1					
16	300033-0-10	1		38	724056-0-00	2					
17	300367-0-10	1		39	720504-2-00	2					
18	300176-0-10	1		40	746203-4-00	2					
19	300361-0-10	1		41	303206-2-10	1					
20	706434-0-00	2		42	300083-0-10	1					
21	302026-0-10	1		43	303702-5-09	1					
22	704805-0-00	2									



REF. N° RIF.	PART. N° DISEGNO N°	QUANT.	NOTES NOTE	REF. N° RIF.	PART. N° DISEGNO N°	QUANT.	NOTES NOTE	REF. N° RIF.	PART. N° DISEGNO N°	QUANT.	NOTES NOTE
1	920159-5-10	1									
2	920153-0-10	1									
3	920163-0-10	1									
4	740565-0-00	5									
5	920162-0-10	2									
6	920158-0-10	2									
7	920161-0-10	1									
8	920164-0-10	1									
9	731295-0-00	4									
10	920157-3-10	1									
11	920156-2-10	1									
12	727034-0-00	1									
13	920004-0-10	1									
14	731063-0-00	2									
15	920168-0-10	1									
16	920160-0-10	1									
17	920167-0-10	1									
18	920166-4-09	1									

DEVICE FOR SHIFTING BINDING FOLDER

68

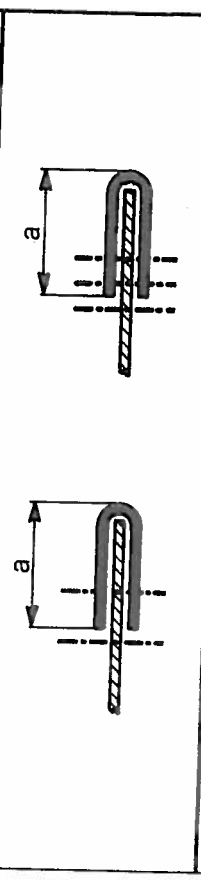


REF. N° RIF.	PART. N° DISEGNO N°	QUANT.	NOTES NOTE	REF. N° RIF.	PART. N° DISEGNO N°	QUANT.	NOTES NOTE	REF. N° RIF.	PART. N° DISEGNO N°	QUANT.	NOTES NOTE
1	301813-0-10	1									
2	202489-0-10	2									
3	704409-0-00	2									
4	930056-0-10	2									
5	301816-0-10	1									
6	741523-0-00	1									
7	301822-0-10	2									
8	733505-0-00	2									
9	301814-0-10	1									
10	202496-0-10	2									
11	301820-0-10	1									
12	301818-2-10	1									
13	301821-0-10	1									
14	301815-4-10	1									

760/1  
ex 094 - A

Guide laterali per collaretti e bordature, senza risvolto, ottenuti da strisce tagliate nel senso rigido, con elastico di direzione.  
 Side folders for bindings and strappings, without edge folding, obtained from strips cut in non-elastic direction.  
 Guides lateraux pour collerettes et bordures, sans repli, obtenues de bandes coupées dans le sens non-élastique.

Führungen mit seitlicher Zuführung, fuer einfache Kollarettbänder und Einfassborten, die aus in nicht-dehnbarer Richtung geschnittenen Streifen gewonnen wurden.



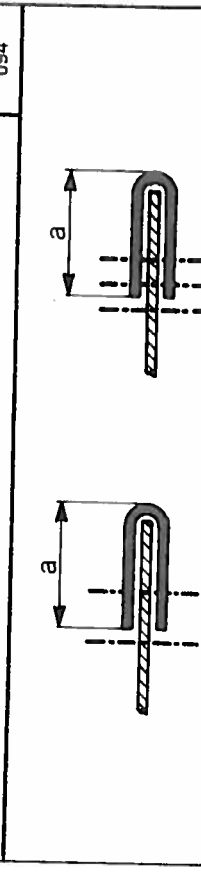
Simbolo nuovo New symbol Nouveau symbol Neue Bezeichnung	Simbolo vecchio Old symbol Ancien symbol Alte Bezeichnung	a mm	A mm	S mm	Per teste For heads Pour têtes f. Obertheile
760101-0-00	094-A-1	12,5	25,5	1,5	
760102-0-00	094-A-2	12,5	25,5	2	
760104-0-00	094-A-3	16	32	1,5	
760105-0-00	094-A-4	16	32	2	
760106-0-00	094-A-5	19	38	2	
760107-0-00	094-A-6	19	38	2,7	063-16-01/02
760108-0-00	094-A-7	22	44,5	2	04/05/06/07
760109-0-00	094-A-8	22	44,5	3	08/09/10/11
760110-0-00	094-A-9	25,5	51	2	12/15
760111-0-00	094-A-10	25,5	51	2	
760112-0-00	094-A-11	32	63,5	2	063-17-01/02
760113-0-00	094-A-12	32	63,5	3,5	03/04/05/06
760114-0-00	094-A-15	39	80	2,5	07/08/10/11
760115-0-00	094-A-13	50	100	2,5	
760117-0-00	094-A-14	60	120	2,5	
760118-0-00	094-A-16	65	130	2,5	063-30-08

a { Larghezza collaretto ripiegato  
 Width of the folded binding  
 Largeur de collerette repliée  
 Fertige Kollarettbreite }  
 A { Larghezza collaretto non ripiegato  
 Width of the not folded binding  
 Largeur de collerette non repliée  
 Bandbreite }

760/0  
ex 094

Guide laterali per collaretti e bordature, senza risvolto, ottenuti da strisce tagliate, con elastico di direzione.  
 Side folders for bindings and strappings, without edge folding, obtained from cut strips.  
 Guides lateraux pour collerettes et bordures, sans repli, obtenus de bandes coupées.

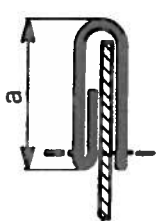
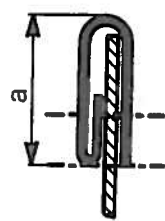
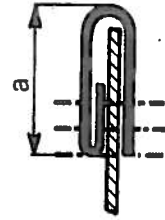
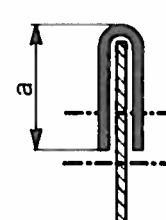
Führungen mit seitlicher Zuführung, fuer einfache Kollarettbänder und Einfassborten, die aus geschnittenen Streifen gewonnen wurden.



Simbolo nuovo New symbol Nouveau symbol Neue Bezeichnung	Simbolo vecchio Old symbol Ancien symbol Alte Bezeichnung	a mm	A mm	S mm	Per teste For heads Pour têtes f. Obertheile
760001-0-00	094-0	10	20	1,4	063-16-01/02
760003-0-00	094-1	12,5	25,5	1,5	04/05/06/07
760004-0-00	094-2	12,5	25,5	2	08/09/10/11
760009-0-00	094-3	16	32	1,5	12/15
760010-0-00	094-4	16	32	2	
760011-0-00	094-5	19	38	2	
760012-0-00	094-6	19	38	2,7	063-17-01/02
760015-0-00	094-7	22	44,5	2	03/04/05/06
760016-0-00	094-8	22	44,5	3	07/08/10/11
760018-0-00	094-9	25,5	51	2	
760019-0-00	094-10	25,5	51	3,2	
760022-0-00	094-11	32	63,5	2	
760023-0-00	094-12	32	63,5	3,5	
760029-0-00	094-13	50	100	2,5	
760030-0-00	094-14	60	120	2,5	
760025-0-00	094-15	39	80	2,5	
760032-0-00	094-16	65	130	2,5	
760050-0-00	094-1-S	12,5	25,5	0,7	
760008-0-00	094-3-S	16	32	0,7	
760013-0-00	094-5-S	19	38	0,7	
760006-0-00	094-11-S	15	30	1	
760007-0-00	094-12-S	15	30	2	063-38-02

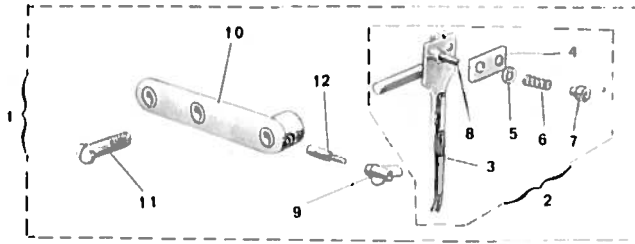
a { Larghezza collaretto ripiegato  
 Width of the folded binding  
 Largeur de collerette repliée  
 Fertige Kollarettbreite }  
 A { Larghezza collaretto non ripiegato  
 Width of the not folded binding  
 Largeur de collerette non repliée  
 Bandbreite }  
 S { Passaggio collaretti  
 Thickness of binding  
 Epaisseur de la collerette  
 Durchgangsaerke }




761/2		760/3				
ex 095 - B		ex 094 - D				
<p>Guide laterali per collarotti e bordature con risvolto superiore e bordo inferiore cimolato. Side folders for bindings and strappings with not folded and lower edge selvaged. Guides lateraux pour collarottes et bordures à repli supérieur et bordure inférieure ciselée. Führungen mit seitlicher Zuführung, fuer nach oben umgelegte Kollarettbänder und Einfassborten mit unterer Webkante.</p>		<p>Guide frontal per collarotti e bordature, senza risvolto, ottenuti da strisce tagliate. Front folders for bindings and strappings, without folds, obtained from cut strips. Führungen frontaux pour collarottes et bordures sans repli, obtenues de bandes coupées. Führungen mit seitlicher Zuführung, für einfache Kollarettbänder und Einfassborten, die aus geschlitzten Streifen gewonnen wurden.</p>				
  						
Simbolo nuovo New symbol Nouveau symbol Neue Bezeichnung	Simbolo vecchio Old symbol Ancien symbol Alte Bezeichnung	a mm	S mm	A mm	s mm	Per teste For heads Pour têtes f. Obertheile
761201-0-00	095-B-1	12,5	1,7	33	2	063-16-01/02
761202-0-00	095-B-2	12,5	2,7	33	2	04/05/06/07
761203-0-00	095-B-3	16	1,7	40	2	08/09/10/11
761204-0-00	095-B-4	16	2,7	40	2	12/15
761205-0-00	095-B-5	19	2	46	2	
761207-0-00	095-B-6	19	3	46	2	063-17-01/02
761209-0-00	095-B-7	22	2	52	2	03/04/05/06
761210-0-00	095-B-8	22	3	52	2	07/08/10/11
761212-0-00	095-B-9	25,5	2	59	2	063-30-08
761213-0-00	095-B-10	25,5	3,2	59	2	
761216-0-00	095-B-11	32	2	72	2	065-17-01/02
761217-0-00	095-B-12	32	3,7	72	2	
761219-0-00	095-B-13	37	2	82	2	164-16-01/08/14
761220-0-00	095-B-14	37	3,7	82	2	
761222-0-00	095-B-15	47	3	103	3	164-17-01/03
761224-0-00	095-B-16	57	3	123	3	
761226-0-00	095-B-17	62	3	133	3	167-16-01
<p>a } Larghezza collarotto ripiegato Width of the folded binding Largeur de collarotte repliée Fertige Kollarettbreite</p>		<p>A } Larghezza collarotto non ripiegato Width of the not folded binding Largeur de collarotte non repliée Bandbreite</p>		<p>S } Passaggio collarotto Thickness of binding Épaisseur de la collarotte Durchgangstaerke</p>		



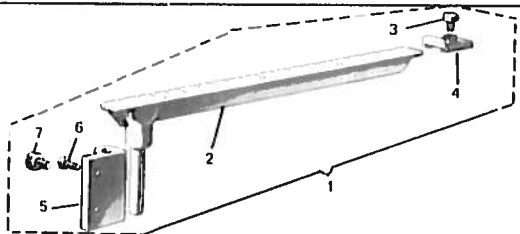
COMPLETE ELASTIC GUIDE DEVICE



72

N Attach.	REF. N° RIF.	PART. N° DISEGNO N°	QUANT.	NOTES NOTE	REF. N° RIF.	PART. N° DISEGNO N°	QUANT.	USED ON
AS. 635-E-565	1	930312-4-10	1					063-30-01 063-30-04
	2	930150-4-10	1					
	3	930149-3-10	1					
	4	930151-0-10	1					
	5	704218-2-00	2					
	6	930066-0-10	2					
	7	300387-0-10	2					
	8	300391-0-10	2					
	9	930136-0-10	1					
	10	930311-3-10	1					
	11	930282-0-10	2					
	12	930067-0-10	1					
AS. 635-AE-565I	1	930317-4-10	1					063-30-02 063-31-03
	2	930162-4-10	1					
	3	930161-3-10	1					
	4	930151-0-10	1					
	5	704218-2-00	2					
	6	930066-0-10	2					
	7	300387-0-10	2					
	8	300391-0-10	2					
	9	930136-0-10	1					
	10	930311-3-10	1					
	11	930282-0-10	2					
	12	930067-0-10	1					
AS. 635-AES-565	1	930315-4-10	1					063-30-03 063-30-05 063-31-10
	2	930162-4-10	1					
	3	930161-3-10	1					
	4	930151-0-10	1					
	5	704218-2-00	2					
	6	930066-0-10	2					
	7	300387-0-10	2					
	8	300391-0-10	2					
	9	930136-0-10	1					
	10	930314-3-10	1					
	11	930281-0-10	2					
	12	930067-0-10	1					
AS. 635-ES-5650	1	930316-4-10	1					063-30-05 063-31-10
	2	930150-4-10	1					
	3	930149-3-10	1					
	4	930151-0-10	1					
	5	704218-2-00	1					
	6	930066-0-10	2					
	7	300387-0-10	2					
	8	300391-0-10	2					
	9	930136-0-10	1					
	10	930314-3-10	1					
	11	930281-0-10	2					
	12	930067-0-10	1					
	REF. N° RIF.	PART. N° DISEGNO N°	QUANT.	NOTES NOTE	REF. N° RIF.	PART. N° DISEGNO N°	QUANT.	USED ON
	1	990595-0-10	2					063-30-01 063-30-02 063-30-03 063-30-04 063-30-05 063-31-10
	2	990596-0-10	2					

**ATTACHMENT FOR MEASURING SHOULDER STRAPS**

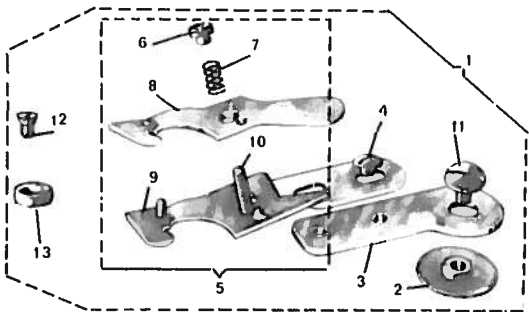


REF. N° RIF	PART N° DISEGNO N°	QUANT.	NOTES NOTE	REF. N° RIF	PART N° DISEGNO N°	QUANT.
1	930070 4 10	1				
2	930134 2 10	1				
3	930075 0 10	1				
4	930072 2 10	1				
5	930074 0 10	1				
6	742041 0 00	2				
7	990516 0 10	1				

USED ON

063 30 02, 063 30 05, 063 30 05,

**GUIDE FOR UNCURLING FABRIC EDGES TENDING TO CURL**

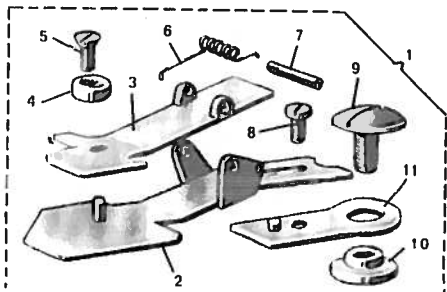


REF. N° RIF	PART N° DISEGNO N°	QUANT.	NOTES NOTE	REF. N° RIF	PART N° DISEGNO N°	QUANT.
1	300716-4 10	1				
2	300407 0 10	1				
3	300687 0 10	1				
4	300405 0 10	2				
5	300704 4 10	1				
6	300387 0 10	1				
7	300696 0 10	1				
8	300692 0 10	1				
9	300715-3 10	1				
10	742484 4 00	1				
11	300406-0 10	1				
12	744634 0 00	1				
13	744634-0 00	1				

USED ON

063 30-02

**GUIDE FOR UNCURLING FABRIC EDGES TENDING TO CURL**

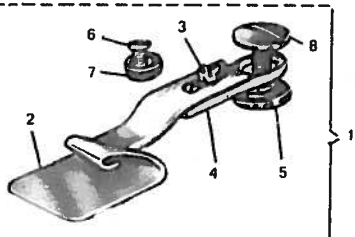


REF. N° RIF	PART N° DISEGNO N°	QUANT.	NOTES NOTE	REF. N° RIF	PART N° DISEGNO N°	QUANT.
1	300784-4-10	1				
2	300780-2-10	1				
3	300771-0-10	1				
4	300710-0-10	1				
5	744634-0-00	1				
6	300775-0-10	1				
7	300768-0-10	1				
8	741913-4-00	1				
9	300406-0-10	1				
10	300683-0-10	1				
11	300770-2-10	1				

USED ON

063-30-02

**MATERIAL FOLDER FOR LACE AND TUBE BINDINGS WITH EDGE OF FABRIC FOLDED UPWARDS.**

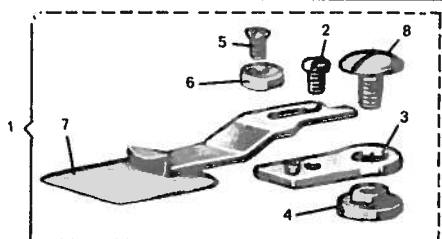


REF. N° RIF	PART N° DISEGNO N°	QUANT.	NOTES NOTE	REF. N° RIF	PART N° DISEGNO N°	QUANT.
1	300714-4-10	1				
2	300713-2-10	1				
3	741913-4-00	1				
4	300686-2-10	1				
5	300683-0-10	1				
6	744634-0-00	1				
7	300710-0-10	1				
8	300406-0-10	1				

USED ON

063-30-02;

**GUIDE FOR LACE AND TUBE BINDINGS ON KNIT UNDERWEAR**

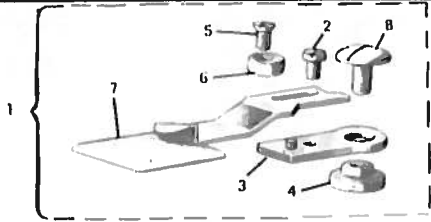


REF. N° RIF	PART N° DISEGNO N°	QUANT.	NOTES NOTE	REF. N° RIF	PART N° DISEGNO N°	QUANT.
1	300785-4-10	1				
2	741913-4-00	1				
3	300686-2-10	1				
4	300683-0-10	1				
5	744634-0-00	1				
6	300710-0-0	1				
7	300781-2-10	1				
8	300406-0-10	1				

USED ON

063-30-01; 063-30-02; 063 30-04; 063-30-05; 063-31-03, 063-31-10;

**LACE AND TUBE BINDINGS GUIDE LOW ENTRANCE FOR LIGHT KNIT OUTWEAR AND WARPKNIT**

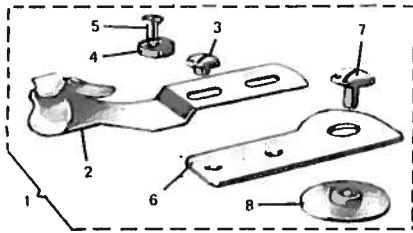


REF. N° RIF.	PART N° DISEGNO N°	QUANT.	NOTES NOTE	REF. N° RIF.	PART N° DISEGNO N°	QUANT.
1	3007114-10	1				
2	7419134-00	1				
3	3006862-10	1				
4	3006830-10	1				
5	7446340-00	1				
6	3007100-10	1				
7	3007002-10	1				
8	3004060-10	1				

USED ON

063 30 02

**STRAIGHT, MOVABLE GUIDE FOR LIGHT WORK**



REF. N° RIF.	PART N° DISEGNO N°	QUANT.	NOTES NOTE	REF. N° RIF.	PART N° DISEGNO N°	QUANT.
1	3004154-10	1				
2	3005733-10	1				
3	3004050-10	2				
4	3004140-10	1				
5	7446340-00	1				
6	3004080-10	1				
7	3004000-10	1				
8	3004070-10	1				

USED ON

063 10-01; 063-46 14

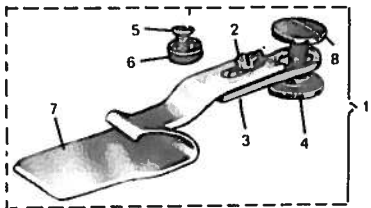
74

REF. N° RIF.	PART N° DISEGNO N°	QUANT.	NOTES NOTE	REF. N° RIF.	PART N° DISEGNO N°	QUANT.
1	3005744-10	1				
2	3005733-10	1				
3	3004050-10	2				
4	3004140-10	1				
5	7446340-00	1				
6	3004080-10	1				
7	3004060-10	1				
8	3004070-10	1				

USED ON

063-10-02; 063-46-05; 063-46-09

**MOVABLE GUIDE**

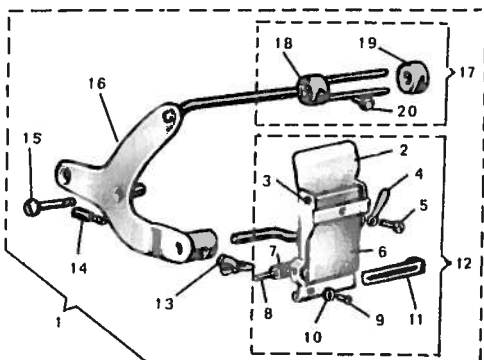


REF. N° RIF.	PART N° DISEGNO N°	QUANT.	NOTES NOTE	REF. N° RIF.	PART N° DISEGNO N°	QUANT.
1	3010514-10	1				
2	7419134-00	1				
3	3006862-10	1				
4	3006830-10	1				
5	7446340-00	1				
6	3007100-10	1				
7	3010412-10	1				
8	3004060-10	1				

USED ON

063-34-01; 063-34-03; 063-34-05



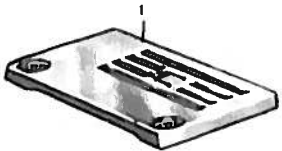
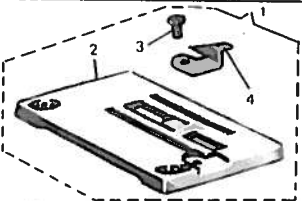
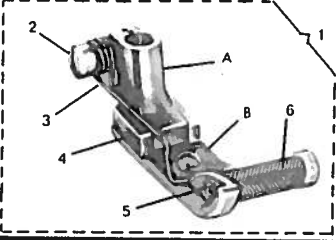
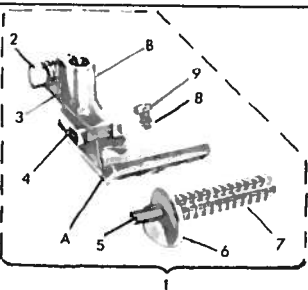
**ELASTIC METERING DEVICE**



REF. N° RIF.	PART N° DISEGNO N°	QUANT.	NOTES NOTE	REF. N° RIF.	PART N° DISEGNO N°	QUANT.
1	9303204-10	1				
2	9303283-10	1				
3	9301170-10	1				
4	9303080-10	1				
5	9301190-10	1				
6	9302492-10	1				
7	3009100-10	2				
8	3009080-10	2				
9	7415190-00	1				
10	7041042-00	1				
11	9301210-10	1				
12	9303334-10	1				
13	9301360-10	1				
14	9300670-10	1				
15	9302810-10	2				
16	9303003-10	1				
17	9300914-10	1				
18	9300902-10	1				
19	9300940-10	1				
20	9300960-10	2				

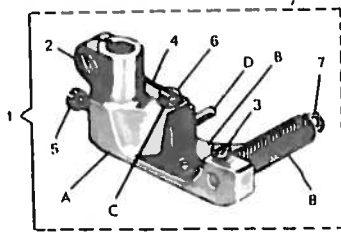
USED ON

063-34-01; 063-34-03; 063-34-05

NEEDLE PLATE		REF. N° RIF.	PART. N° DISEGNO N°	QUANT.	NOTES NOTE	REF. N° RIF.	PART. N° DISEGNO N°	QUANT.	
		1	302065-0-10	1					
		USED ON							
		063-46-01							
NEEDLE PLATE		REF. N° RIF.	PART. N° DISEGNO N°	QUANT.	NOTES NOTE	REF. N° RIF.	PART. N° DISEGNO N°	QUANT.	
		1	302417-0-10	1		1	302426-0-10	1	
		USED ON							
		063-10-02, 063-46-05				063-00-01, 063-34-03, 063-46-05			
NEEDLE PLATE		REF. N° RIF.	PART. N° DISEGNO N°	QUANT.	NOTES NOTE	REF. N° RIF.	PART. N° DISEGNO N°	QUANT.	
		1	302468-0-10	1					
		USED ON							
		063-10-03; 063-46-10							
NEEDLE PLATE		REF. N° RIF.	PART. N° DISEGNO N°	QUANT.	NOTES NOTE	REF. N° RIF.	PART. N° DISEGNO N°	QUANT.	
		1	302445-4-10	1					
		2	302444-0-10	1					
		3	741413-0-00	1					
		4	300789-0-10	1					
		USED ON							
063-30-01									
MOVABLE PRESSERFOOT FOR LACE AND TUBE BINDINGS		REF. N° RIF.	PART. N° DISEGNO N°	QUANT.	NOTES NOTE	REF. N° RIF.	PART. N° DISEGNO N°	QUANT.	
		1	300647-3-11	1					
		2	743265-2-00	1					
		3	300669-0-10	1					
		4	300668-0-10	2					
		5	300674-0-10	1					
		6	300670-0-11	1					
		A	300655-0-11	1					
		B	300663-0-11	1					
		USED ON							
		063-30-01							
PRESSERFOOT WITH ADJUSTABLE KNURLED FRONT ROLLER FOR LACE WIDER THAN USUAL. Width of roller mm. 32		REF. N° RIF.	PART. N° DISEGNO N°	QUANT.	NOTES NOTE	REF. N° RIF.	PART. N° DISEGNO N°	QUANT.	
		1	300651-3-11	1					
		2	743265-2-00	1					
		3	300759-0-10	1					
		4	300668-0-10	2					
		5	300765-0-10	1					
		6	300748-0-11	1					
		7	300762-0-11	1					
		8	704104-2-00	1					
		9	740210-2-00	1					
		A	300755-0-11	1					
		B	300655-0-11	1					
		USED ON							
		063-30-02							



**PRESSERFOOT WITH ROLLER**

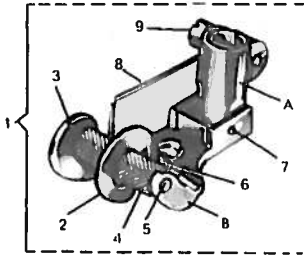


REF. N° RIF.	PART N° DISEGNO N°	QUANT.	NOTES NOTE	REF. N° RIF.	PART N° DISEGNO N°	QUANT.
1	300734 3 11	1				
2	741721 2 00	1				
3	741425 2 00	1				
4	300119 0 11	1				
5	721411 2 00	1				
6	741414 2 00	1				
7	300766 0 10	1				
8	300763 0 11	1				
A	300744 0 11	1				
B	300749 0 11	1				
C	300757 0 11	1				
D	300758 0 10	1				

USED ON

063 30 02

**PRESSERFOOT FOR HELANCA TUBE BINDINGS**

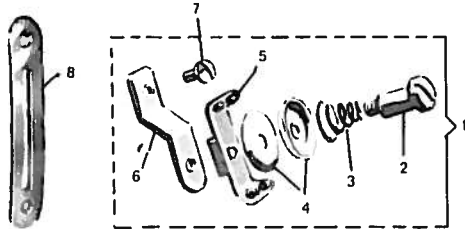


REF. N° RIF.	PART N° DISEGNO N°	QUANT.	NOTES NOTE	REF. N° RIF.	PART N° DISEGNO N°	QUANT.
1	300732 3 11	1				
2	300730 2 11	1				
3	300747 0 11	1				
4	300760 0 11	1				
5	300674 0 10	1				
6	740210 0 10	1				
7	300668 0 10	2				
8	300759 0 10	1				
9	743265 2 00	1				
A	300655 0 11	1				
B	300750 0 11	1				

USED ON

063-30-04

**TENSIONING**

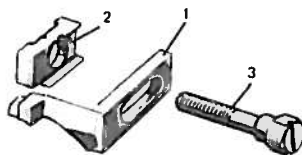


REF. N° RIF.	PART N° DISEGNO N°	QUANT.	NOTES NOTE	REF. N° RIF.	PART N° DISEGNO N°	QUANT.
1	201333-4-10	1				
2	743140-0-00	1				
3	200325-0-10	1				
4	200324-0-10	2				
5	201338-2-10	1				
6	201332-0-10	1				
7	741658-2-00	1				
8	302442-0-10	1				

USED ON

063-30-02

**NEEDLE GUARD FOR 2 NEEDLE MACHINE**




REF. N° RIF.	PART N° DISEGNO N°	QUANT.	NOTES NOTE	REF. N° RIF.	PART N° DISEGNO N°	QUANT.
1	301757-0-10	1				
2	301758-0-10	1				
3	301795-0-10	1				

USED ON

063-06-03; 063-10-04; 063-10-05; 063-16-01; 063-16-02; 063-16-06; 063-16-10; 063-16-13; 063-16-14; 063-16-15; 063-17-01; 063-17-03; 063-17-04; 063-17-11; 063-30-01; 063-30-02; 063-30-03; 063-30-04 063-30-05; 063-30-06; 063-30-07; 063-30-08; 063-31-01, 063-31-02; 063-31-03; 063-31-04; 063-31-09; 063-31-10; 063-34-08

**MOVABLE NEEDLE GUARD FOR 3 NEEDLES MACHINE**



REF. N° RIF.	PART N° DISEGNO N°	QUANT.	NOTES NOTE	R. N. RIF.	PART N° DISEGNO N°	QUANT.
1	302403-0-10	1				
2	301758-0-10	1				
3	301795-0-10	1				

USED ON

063-00-01; 063-06-01, 063-06-02, 063-06-04; 063-10-01; 063-10-02; 063-10-03 063-16-04; 063-16-08, 063-16-16; 063-17-06; 063-17-07, 063-17-10; 063-34-01; 063-34-03; 063-34-05; 063-34-09; 063-46-01; 063-46-04; 063-46-05; 063-46-09; 063-46-10; 063-46-14;



MOVABLE PRESSERFOOT		REF. N°	PART. N°	QUANT.	NOTES	REF. N°	PART. N°	QUANT.	
		RIF.	DISEGNO N°		NOTE	RIF.	DISEGNO N°		
		1	306717-3-00	1					
		2	733504-2-00	2					
		3	990808-0-00	1					
		4	741781-2-00	1					
		A	706461-0-00	1					
		B	300897-0-11	1					
		C	300756-0-11	1					
USED ON									
063-30-02									
KNEE PRESS DEVICE FOR COLARETTE FOLDER		REF. N°	PART. N°	QUANT.	NOTES	REF. N°	PART. N°	QUANT.	
		RIF.	DISEGNO N°		NOTE	RIF.	DISEGNO N°		
		1	920115-0-10	2		9	920183-0-10	2	
		2	746416-0-00	2		10	920105-0-10	1	
		3	920181-0-10	1		11	920113-0-10	1	
		4	920102-0-10	1		12	920104-0-10	1	
		5	920128-0-00	2		13	920184-0-10	1	
		6	740035-0-00	11		14	920185-5-10	1	
		7	920114-0-10	1		15	731306-0-00	4	
		B	920106-0-10	1					
USED ON									
063-16-01									

77

133 DEVICE (ILLUMINATED COVER PLATE) SEE CAT. n. 42